



**Government Dental College and Hospital
Ahmedabad**



REPORT ON CAPABILITY ENHANCEMENT SCHEMES IN GDCH, AHMEDABAD

SOFT SKILL DEVELOPMENT PROGRAM

MANPASAND CARVING:

Tooth carving is an important practical preclinical exercise in the BDS curriculum in Indian dental education setup. It forms the basis of introduction to tooth anatomy, morphology and occlusion of primary and permanent teeth through practical approach. It requires enormous time and manpower to master the skill. The **first year BDS students** who were exposed to physical, chemical and biological sciences, are not well versed with artistic skills like carving. In order to generate an interest in tooth anatomy and to improve the dexterity and cognitive and psychomotor skills of the students, MANPASAND carving was introduced.



Figure 1: A session by Dr. Tejas Gadhvi on Manpasand Carving on 8th Feb 2016

Hence, in the initial classes of the dental anatomy practical, the students are asked to carve any objects of their choice (other than tooth) in order to ignite their imaginative and dexterous skills and also to generate an interest in the subject.



Figure 2: Dr. Tejas Gadhi appreciating carving done by students on 27th Feb 2017

Many students have demonstrated their ability to carve an object of their choice like for example, chairs, benches, flower vase, mobile, cover, shoes, etc which enhanced their potential and sparked interest to carve the dental structures for the practical.

So, Government Dental College and Hospital introduced “MANPASAND CARVING” programme since 2016 for undergraduate students.

IMAGE J ANALYSIS SOFTWARE :

In this digital era, the digital images of the teeth and other orofacial structures are being analysed for diagnostic, therapeutic and research purposes. These digital images include clinical photographs of the patients, photos of the dental models or the radiographic images of the tooth and facial bones, etc. As there are possibilities of generating large image databases, such images may also be utilized for research purpose. There are several image analysis software available, some are freeware and some paid software. The Image J is one such free software developed by NIH, USA that can be utilized for analysis of clinical, radiographic and cyto/histological images.



Figure 3: Dr Falguni holding a session on Image Analysis: Second View on 17th Dec 2021

For developing these skills and improving knowledge in this field Government Dental college and Hospital has been conducting sessions for Interns and Postgraduate students. They are exposed to all these three image formats and hence a skill development training on the use of Image J software is being planned.

The knowledge of students are enhanced by training using a desktop or laptop along with didactic sessions on image analysis.

CLINICAL PHOTOGRAPHY SKILL DEVELOPMENT :

Digital photography is introduced into all segments of life providing new facts and perceptions in the field of science, medicine, and dentistry.

As the students work their way forward and enter clinics, it's important to develop the skill of Photography which allows them to perform a multitude of things in a clinical setup along with documentation.



Figure 4: A workshop by Dr Falguni Maheta and Dr. Rahul Trivedi on 27/7/2021 “Photography In Dentistry In Simplified Way”

Digital photography has multiverse significance today in the field of dentistry. Staff of Orthodontia department were trained in the field of photography and afterwards they conduct a program for final year undergraduates and Interns of Government Dental college and Hospital. They teach them skills of photography and makes its application simple, fast, and utterly useful in documenting procedures of work, effectuating the education of patients and pursuing clinical investigation.

Further, such programs inform and assist students in having insight into the overall importance from the domain of digital dental photography and make in this way the everyday learning and practice becomes easier, more comprehensive, and of better quality.



Figure 5: A workshop on Dental Documentations: Revolution by Dr. Renu Patel and Dr Megha Goswami

The program also helps to improve the quality of care provided and overall status of dental practice.

LANGUAGE AND COMMUNICATION SKILLS DEVELOPMENT

Dentistry is a profession where there is direct contact with the patients therefore making the dentist well versed in good communication skills for effective understanding and sharing of information regarding history taking, diagnosis and explaining the treatment plan to the patient.

In GDCHA, students from all over the country are allotted seats for undergraduate and postgraduate courses. Many a times students are uncomfortable in communicating with patients in regional language.



Figure 6: A session by Dr. Smita Patel on “સંવાદ સારવારનું પ્રથમ પગથિયું” as Language and communication skill development

By organizing programs, GDCHA provide students an opportunity to learn and understand regional language which will enhance their quality of work. The key to delivering their point precisely, Communication skills help students tailor their thoughts and present them accurately.



Figure 7: A session on “BE A FRIEND FIRST.....” Dr Zankhana Shah for undergraduate student.

The students are in constant touch with their mentors seeking help for difficulties encountered due to language barrier.

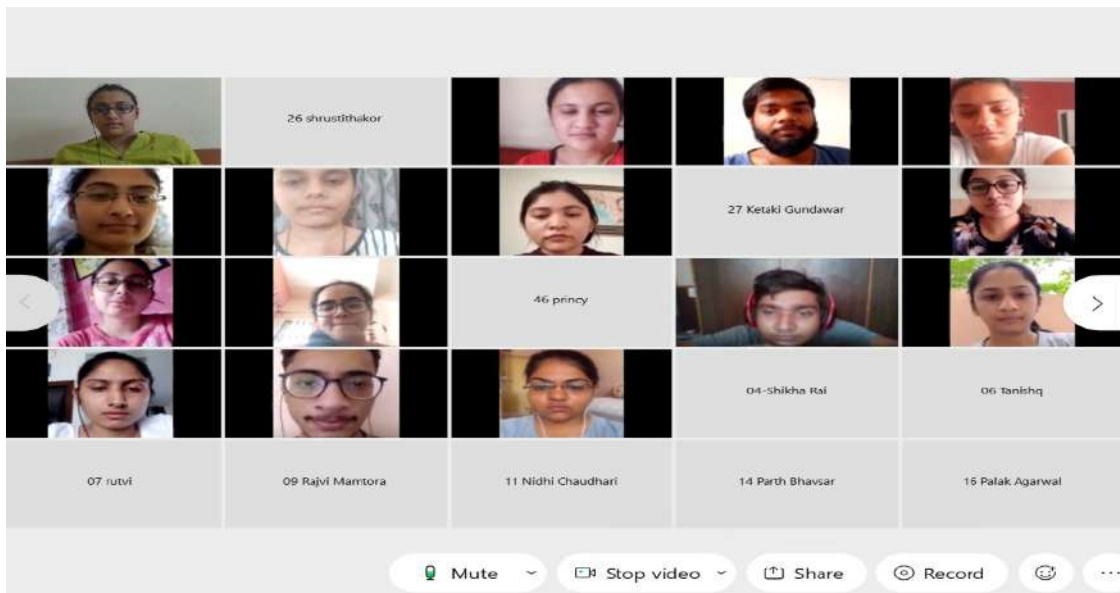
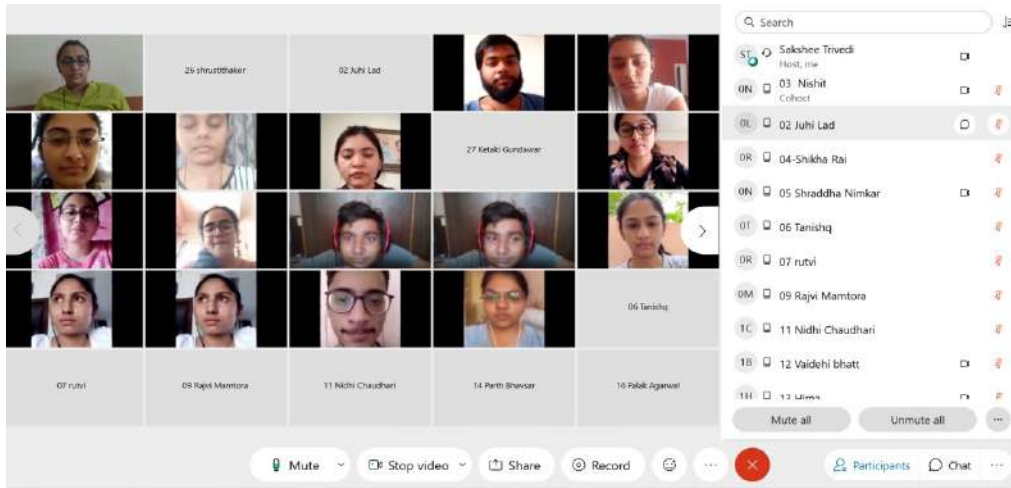


Figure 8: A webinar on “Communication-Placebo Treatment” by Dr. Sakshi Trivedi for language and communication skill development of students conducted on 10th October 2020.

This program aids students in improving their communication skills and bridging the gap caused by linguistic difficulties. Having such effective interpersonal communication skills can do wonders to improve student’s dental practice.

YOGA AND WELLNESS

Dentistry is associated with significant amount of stress, anxiety and chances of musculoskeletal disorder which is a prevalent occupational health and hazard. These may have a negative impact not only on student's physical and mental health but also on their academic performance.

There is a need to develop multidisciplinary team approach of integrating dental education with yoga to promote students' health and facilitate effective health care services to the patients.





Figure 9: International Yoga Day celebration on 2016



Figure 10: International Yoga Day celebration on 2019

In view of this, after International Yoga Day gaining its universal appeal on 2014, Government dental college and hospital, Ahmedabad has been celebrating yoga day since 2016 emphasizing the importance of healthy lifestyle.



Figure 11: International Yoga Day celebration on 2020



Figure 12: International Yoga Day celebration on 2021

The program is meant to educate students on holistic approach and to promote mental and Physical health.

HUMAN VALUE DEVELOPMENT

Universal Human Values play an important role at various stages of education and career. In dentistry the dental school curriculum and environment can be highly demanding, therefore it can be stressful for the students.

This is primarily because the students are not only exposed to the demands of clinical dentistry but also compete to fulfill the academic requirement in



5 years. The top stress provoking factors can be grades, workload, patient care and graduation requirements. This can take a toll in their physical and mental health as well as social life.




Figure 13: A program on “How to Manage stress in Day-to-Day Practice” by Dr. Parth Pandya

GDCHA conduct programs teaching students importance of human value emphasizing on stress , professional and personal awareness education in order to reduce or address threats to mental and physical well-being of the students.



Figure 14: A lecture on “Physician Heal Themselves” by Dr. Parth Pandya



Figure 15: A self-development Program on “How to Remain Stable in Competitive World” by Dr Parth Pandya



Figure 16: Dr Parth Pandya Conducting a webinar on “How to Be Calm in Pandemic”

These programs are meant to teach students effectively balance various stress management strategies in their professional, personal and social life.

PERSONALITY AND PROFESSIONAL DEVELOPMENT

A student graduating from GDCHA should not only develop good clinical skills but also develop good administrative qualities. Therefore, they need to have a diverse set of personality traits that allow them to work both compassionately for patients and be successful managers of their practices.

Keeping this in view, Government dental college conducts programs for students where they learn how to effectively communicate with the patients,

improve their artistic skills, be trustworthy, be passionate about providing care to those in need empathetic towards the patients during treatments.



Figure 17: Captain Shyam Dangar on his visit for a seminar on “DISCIPLINE- The top personality trait”

Thus helping students in transition from pre-clinical to a clinical setup and further their own practice GDCHA conducts seminars to imbibe important qualities on professionalism including communication, empathy, awareness, and behavior management which makes them distinctive.

EMPLOYABILITY SKILL DEVELOPMENT PROGRAM

COURT ETIQUETTES:

Basic Etiquettes to be followed as Expert witness in the court of Law:

The awareness of the role of dentistry in forensic cases is increasing among the stakeholders of the judicial system. The dental evidences have proved to be a vital source of information related to age , sex, victim identification and in linking the assailants to the crime scene or victim. Under the Indian Evidence act of 1872, the dentist with a recognised BDS degree can be considered as an Expert in the court of Law and can be summoned by the legal authorities for the testimony in any criminal or civil cases.

Hence, a special personality and professional development programs are aimed to train the dental interns on the procedures and protocols to be followed in medico-legal cases.





Figure 18: A session on Basic Etiquettes to be followed as Expert witness in the court of Law by Dr. Jayshankar Pillai

This program are conducted by the experts in the field of forensics and legal departments.

THIRD WAVE PREPARATION:

India's second wave of COVID-19 was catastrophic, with surging increase in the number of cases. It was much larger than the first. This wave became one of the largest humanitarian crisis of the country. This wave with its challenges had been alarming and needed strong policy intervention at all levels with immediate, short- and long-term priorities in order to be best prepared for THIRD Wave.



The government dental college held training programs to assess the possible scenarios in the event of possible third wave and propose solutions in the college setup for addressing the gaps.

Training programs for undergraduate students were conducted in the college so that the college can avail their help and they can stand up for the demand. This training aimed at creating a workforce for COVID management. This Add- on Course on third wave preparedness also provided students with certificates.



Figure 18: Training for COVID 19 Third Wave preparedness