

Government Dental College & Hospital
AHMEDABAD 380 016.

DESAI KRUTASVI S.



**Government Dental College & Hospital
Ahmedabad - 16**

STUDENT'S CLINICAL RECORD

Name of the Student Desai Kavithasvi Samjay Kumar
(Block Letters) (Sur-name) (Name) (Father's-name)

Year of Admission : September 2013

	Month	Year
First B.D.S. Exam	<u>August</u>	<u>2014</u>
Second B.D.S. Exam	<u>August</u>	<u>2015</u>
Third B.D.S. Exam	<u>July</u>	<u>2016</u>
Final B.D.S. Exam	<u>July</u>	<u>2017</u>

Address

1. Ahmedabad : 6, Dental Crisal's U.G. Hostel,
Civil Hospital campus, ASARWA.

2. Name and Address of parents / guardian

404, Satyanarayan Flat, Anantwadi,
Bhavnagar.

COMPLETE DENTURES

Date	Case No./yr.	Name of patient	Treatment	Grade	Sig.
		3 rd yr / 1 st term			
7/9/15	19701	Mukundaraj C. Parda	U/L CD		Rachane 8/9/15
		3 rd yr / II nd term.			
1/2/16	49619	Shantaben Nagar	upper/ Lower CD		Rachane 1/2/16
		4 th yr / I st term			
22/8/15	21660	Topandas Mahuja	upper/ Lower CD		Rachane 23/8/15
24/8/15	75161	Dineshbhai Varma	upper/ Lower CD		Rachane 25/8/15
		4 th yr / II nd term			
2/9/16	42269	Lalji Bai Prajapati	upper/lower CD		Rachane 2/9/16
		4 th yr / I st term			
2/2/17	39637	Jayaram Naiya	upper/lower CD		Rachane 16/2/17

Department Removable partial Dentures.

Sr No	Date	Case No./yr.	Name of patient	Treatment	Grade	Sig.
	11/2/16	49619	shantaben Nagar 4 th yr / 1 st term.	Upper / Lower		Rachan 11/2/16
1)	7/9/16	27598	Nandkishor Varma IV yr / II nd term.	Lower RPD i.w.t. 6521/12356		Rachan 7/9/16
2)	1/2/17	14959	chandraben Rajput	upper RPD ist 1/		Sneha 1/2/17
	8/2/17		Tooth preparation for porcelain jacket crown is done. (5)			Sneha 16/2/17
	6/2/17		Assessment is given			Sneha 16/2/17

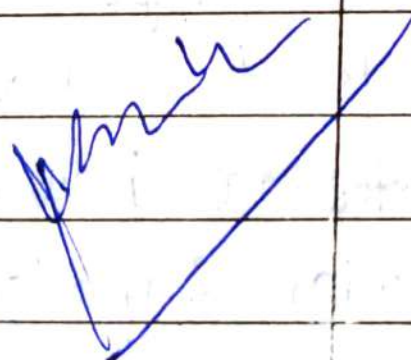
Department Prosthodontia

Sr. No	Date	Case No./yr.	Name of patient	Treatment	Grade	Sig.
(1)	22/8/16	21660	Topandas mahuja	UPPER/ lower CD		Lachan 23/8/16
(1)			Total number of CD	- 6		
(2)			Total number of RPD	- 2		
(3)			Total number of PJC	- 5		
	28/8/16		First term assessment.			
	6/2/17		second term assessment.			
			R. Shah			L. Sacha 18/7/17
DR. RUPAL SHAH				PROSTHO-PROFESSOR AND HEAD		

Sr. No.	Date	Case No./yr.	Name of patient	Treatment	Grade	Sig.
<p>This is to certify that Desai Kavitavi S has successfully completed the internship training from 12/10/2017 to 11/12/2017 (27/11/17 to 11/12/17 at oral pathology) at our prosthodontia department. She performed her duties very sincerely and regularly. This has been noted in her clinical record book as well. This is compliance with the Rules and regulation of Gujarat University. There are no dues against her from our department.</p> <p>Present days - 46 days. Absent days - 0.</p>						
<p>DR. RUPAL SHAH PROSTHO-PROFESSOR AND HEAD</p>			<p>professor and head of the department.</p>			


Rupal Shah

Sr. No.	Date	Case No./yr.	Name of patient	Treatment	Grade	Sig.
			clinical term from 4/9/15 to 28/9/15			
			Present days : 15 absent days : 0			
			(I) work done.			
			1. disease of pulp and periapical tissue.			
			2. osteomyelitis			
			3. Gingival enlargement			
			4. Disease of periodontium			
			5. cysts of oral cavity			
			6. difference between benign & malignant tumours.			
			7. Tumours of oral cavity			
			(II) no of o.p.d cases examined :- 87			

Department		Case No./yr.	Name of patient	Treatment	Grade	Sig.
Sl No.	Date					
		(III)	Special cases :- 5			
		(IV)	Radiology department Total days attended → 2			
			No of Lopa :- 17			
		(V)	Assesment given on 28/9/15			
						

Department oral diagnosis


Sr. No.	Date	Case No./yr.	Name of patient	Treatment	Grade	Sig.
			clinical form from 29/1/16 to 16/2/16 present days :- 13 absent days :- 0. (I) work done. 1. Radiation physics 2. Properties of x-rays 3. Production of x-rays 4. Factors affecting x-ray beams. 5. Intraoral radiographic technique 6. Radiobiology 7. Intensifying screen & grids 8. Radiation geometry			



(II) No of OPD cases examined: 68

Department

Date	Case No./yr	Name of patient	Treatment	Grade	Sig
	(III)	special cases - 9.			
	(IV)	Radiology department Total days attended → 2 no of JOPA :- 15			
	(V)	assessment given on - 16 / 2 / '18			



Department oral diagnosis

Sr. No.	Date	Case No./yr.	Name of patient	Treatment	Grade	Sig.
			<p>clinical term from 10/10/16 - 23/10/16 present days - 10 absent days - 10.</p>			
		(I)	<p>Work done.</p> <ol style="list-style-type: none"> (1) ulcerative lesions. (2) orofacial pain (3) salivary gland disorder (4) sialography (5) fibro-osseous lesions of jaw (6) Temporomandibular joint disorders (7) Maxillary sinus disease (8) diseases of blood. (9) malignant lesion of oral cavity. 			

WJK
 22/10/16

Department _____

Sl No	Date	Case No. yr.	Name of patient	Treatment	Grade	Sig.
			(I) No of OPD cases examined - 59.			
			(II) special cases - 12			
			(IV) Radiology department Total days attended - 23			
			No of IOPA - 15			
			(V) History take discussion is done of leukoptia, leukoedema, smoker's palate, Tobacco quid lesion, OSMF, Lichenoid reaction, mucocele, lichen planus			
	22/10/16	(VI)	Assessment is given on 22/10/16			

flubavet
22/10/16


Department oral diagnosis.

Sr. No.	Date	Case No./yr.	Name of patient	Treatment	Grade	Sig.
			clinical term from			
			6/3/17 to 17/3/17			
			present days - 9			
			Absent days - 0.			
			(I) work done.			
			(1) Inflammatory lesions			
			(2) Cysts			
			(3) benign & malignant tumor			
			(4) fibrous lesion			
			(5) maxillary sinus disorders			
			(6) TMJ disorders			
			(7) developmental disturbances			
			(8) Artifacts			
			(9) Fracture			
			(10) opa.			

1/1/17

Assessment


Date	Case No./yr.	Name of patient	Treatment	Grade	Sig.
	(II)	No of OPD cases examined - 24			
	(III)	special cases - 5			
	(IV)	Radiology department			
		Total days attended - 1			
		No of IOPA - 13			
	(V)				
18/3/17		Assessment is given on 18/3/17			



 Handwritten signature and date: 18/3/17

Professor & Head
 Oral Diagnosis and Radiology Dept.
 Govt. Dental College & Hospital
 Ahmedabad-16.

Department Oral medicine & Radiology.

Sr. No.	Date	Case No./yr.	Name of patient	Treatment	Grade	Sig.
CERTIFICATE.						
<p>This is to certify that Desai Koutasvi S has successfully completed the internship training from 12/4/18 to 11/5/18 at our oral medicine & Radiology department. she has performed her duties very sincerely and regularly. This has been noted in her clinical record book as well. This is compliance with the rules and regulation of the gujrat university. There are no dues against her from our department.</p>						
present days - 30 days						
Absent days -						
 K. Y. Desai Professor and head of department						

[Signature]
 Oral Discharge and Radiology Dept
 Gujarat Dental College & Hospital
 Gandhinagar-6.

Department operative

29/9/15 - 23/10/15 ^{3rd year/1st term} 02

Sl. No.	Date	Case No./yr.	Name of patient <u>class-J</u>	Treatment	Grade	Sig
1.	8/10/15	39605	Fushar Rahdiya	SF $\frac{7}{7}$		<u>Santya</u>
2.	9/10/15	36047	Masouin shekh	SF $\frac{7}{6}$	(B)	(P)
3.	12/10/15	38836	sunil prajapati	SF $\frac{7}{6}$	good	(P)
4.	13/10/15	29947	sherbanu	SF $\frac{7}{8}$	(B ⁺)	(P)
5.	14/10/15	36047	Masouin	SF $\frac{6}{6}$		<u>Rakesh</u>
				WXC $\frac{6}{6}$		
6.	20/10/15	39850	virendra Gupta.	SF $\frac{7}{5}$		<u>Rakesh</u>
7.	21/10/15	38530	Bhavanbhai makwane	SF $\frac{7}{7}$		<u>Rakesh</u>
8.	23/10/15	41643	madhavbhai aahir	SF $\frac{7}{7}$		<u>Rakesh</u>
	21/10/15		Assesment is given	$\frac{16}{25}$		
						<u>Santya</u> 27/10/15

	Date	Case No./yr.	Name of patient	Treatment	Grade	Sig.
9	24/2/16	8141	Pujia. Aod.	SF $\frac{6}{6}$		Good
10	26/2/16	4230	Adasoma Ansar	SF $\frac{6}{6}$		good Good
11	29/2/16	44824	Divyani parmar	SF $\frac{6}{6}$		Good
12	1/3/16	8668	Divya patel	SF $\frac{6}{6}$		
13	3/3/16	15494	Jayshree ben	SF $\frac{7}{7}$		Good
14	4/3/16	15494	Jayshree ben	SF $\frac{7}{7}$		Good
	4/3/16		Assesment is given	$\frac{22}{30}$		Good 4/3/16
			IV yr / 1 st term			
15	24/12/16	45165	Urvashi parmar	SF $\frac{6}{6}$		Asst
16	24/12/16	43883	Rabiya mansuri	SF $\frac{8}{8}$		Good
17	28/12/16	21321	Nwajaha pathan	SF $\frac{8}{8}$		Asst
18	2/1/17	25876	Riddhi soni	SF $\frac{7}{7}$		Good
19	3/1/17	49661	Ramaram Jadge	$\frac{6}{6}$		Good
20	5/1/17	342	Twinkal hadiyal	$\frac{6}{6}$		Good
21	6/1/17	49669	meenaben tivari	$\frac{8}{8}$		Good

Sl. No	Date	Case No./yr.	Name of patient	Treatment	Grade	Sig
1	17/1/17	1523	Gopal Gupta	7		
2	11/1/17	1523	Gopal Gupta	7 (Buccal extension)	Good	
3	17/1/17	1624	Parvin pathan.	7		
4	19/1/17	2363	Priya	7		
			II yr II nd term.			
5	24/4/17	3082	Mayaben prajapat	8		
6	24/4/17	14278	Beshmaben khatori	6		
7	25/4/17	9503	Parashbhai vachheta	7		
8	28/4/17	14852	Rubina Saiyad	6		
9	1/5/17	3525	Anjana	6		
10	3/5/17	14405	Faleknaz shekh	7		
11	10/5/17	15930	Akshay sarmaniya	7 (Buccal extension)		

Sr. No	Date	Case No./yr.	Name of patient	Treatment	Grade	Sig
(1)	15/10/15	32979	Jashvant IV yr / 1 st term	class I GIC 6/6		Ⓞ 8
(2)	23/12/16	46796	pankaj gajjar	special class II int 16 acc int 13		Anilysa
(3)	26/12/16	50028	Raju Jaisral	int acc 6/6		Ⓞ 8
(4)	26/12/16	31865	Jayantibhai panchal	acc int 6/6		Ⓞ 8
(5)	27/12/16	46574	Gopilal sugav	acc int 5/3		Ⓞ 8
(6)	28/12/16	47778	muktaben kanjariy	acc int 6/4		Ⓞ 8
(7)	30/12/16	50602	Umaben Kashyap	acc int 6/6		Ⓞ 8
(8)	31/12/16	47975	Vamtaben thakkar	3/3		Anilysa
(9)	7/1/17	49904	Jubeda pathan	2/23		Ⓞ 8
(10)	9/1/17	1019	Jaymata kushwad	8		Ⓞ 8
(11)	9/1/17	47298	Sabirhusen Tiagar	486		Ⓞ 8
(12)	10/1/17	51144	Jyoti varma	654/3		Ⓞ 8
(13)	10/1/17	1417	Girishkumar	6/234		Ⓞ 8
(14)	13/1/17	1667	Rajakashbhai dashi	8		Ⓞ 8
(15)	16/1/17	7073	Ratan chash	6/6		Ⓞ 8
(16)	16/1/17	734	Dineshkumar shah	45 654/456		Ⓞ 8

Sr. No.	Date	Case No./yr.	Name of patient	Treatment	Grade	Sig.
Class-II						
1)	27/12	2352	Ueeta prajapati	SF(MO) class-II		
2)	30/12	46884	Kailashben shah	SF(DO) class-II		
3)	3/1	36663	manharubhai	7 (DO)		
4)	5/1	42550	Kanchanben	7 (DO)		
5)	6/1	49879	Ambalal Joga.	5 (MO)		
6)	9/1	48972	sanjay patri	7 (MO)		
7)	10/1	43001	Gajabai mansuri	5 (MO)		
8)	12/1	51029	manojben Bhadesriya	6 (DO)		
9)	16/1	735	salmabenu shekh	4 (DO)		
10)	18/1	201	Narasimhdas	6 (MO)		
11)	19/1	432	Parulben	6 (MOD)		
	19/1		Assessment is given			38/50

Department _____

Sr. No.	Date	Case No./yr.	Name of patient	Treatment	Grade	Sig.
			II yr / 1 st term.			
12	24/4/17	3082	Nayaben Jaydipai			
12	27/4/17	11949	chaturbhei parmati.	4 (DO)		Medis
13	3/5/17	13196	kasturiben Rashed	4 (MO)		Adp
14	9/5/17	15994	viobaba vihal	5 (DO)		Adp
15	9/5/17	13578	shobinabam.	6		Adp
16	10/5/17	16560	sunita vinalbhei	(DO) 5		R
			Gze.			
17	26/4/17	3502	meetasen shah.	Gze. 3		Divliya
18	4/5/17	14675	Aaysha momin	Gze. 6		Adp
19	8/5/17	13743	shalenezbam	Gze. 4		Adp
	11/5/17		Assessment is given			
			$\frac{28}{45}$			Adp

Sr. No.	Date	Case No./yr.	Name of patient	Treatment	Grade	Sig
			Composite			
(1)	12/11/17	1788	nutan mehmud	54 / ^(class-II)		
(2)	11/5/17	11996	majidbhai	65 / ^(class-II)		Durkya
3.	11/5/17	16813	Rinku Sen	C. II - 16		Kato

Total numbers of class-II restoration - 16
 Total numbers of class-I restoration - 31
 Total numbers of GIC restoration - 19
 Total numbers of composite restoration - 3

Professor & Head
Dept. of Conservative Dentistry
Govt. Dental College & Hospital
Ahmedabad-16

Department _____

Sl. No	Date	Case No./yr.	Name of patient	Treatment	Grade	Sig.
			RCT			
1	19/1/18	42352	Aviklaman sawai	RCT $\frac{1}{1}$		
2	20/1/18	628	savitaben shah	RCT $\frac{1}{3}$		
3	25/1/18	1261	Amitabharu shekh	RCT $\frac{1}{4}$		
4	27/1/18	1710	zohior ghanchi	RCT $\frac{1}{5}$		
5	29/1/18	43201	gayatri mali	RCT $\frac{1}{5}$		
6	29/1/18	571	madhuben jethva	RCT $\frac{1}{2}$		
7	29/1/18	23745	Jayshreeben kavaiya	RCT $\frac{1}{3}$		
8	29/1/18	825	shwetal shah	RCT $\frac{1}{5}$		
9	30/1/18	671	Nimaben bhajwari	RCT $\frac{1}{4}$		
10	30/1/18	4564	lalita prabhakar	RCT $\frac{1}{5}$		
11	1/2/18	51	Himmatbhai sain	RCT $\frac{1}{2}$		
12	2/2/18	754	Rajesh gupta	RCT $\frac{1}{3}$		
13	2/2/18	1765	deepika vadaruga	RCT $\frac{1}{1}$		
14	6/2/18	6950	devkaran Jaxhad	RCT $\frac{1}{1}$		
15	6/2/18	44803	Kuldeepsingh chauhan	RCT $\frac{1}{5}$		
16	7/2/18	1715	Anilbhai panthak.	RCT $\frac{1}{5}$		
17	9/2/18	2136	Aukdara pathan	RCT $\frac{1}{5}$		

Mans


Sr. No.	Date	Case No./yr.	Name of patient	Treatment	Grade	Sig.
---------	------	--------------	-----------------	-----------	-------	------

This is to certify that Kavitavi S Desai has successfully completed the internship training from 12/1/18 to 11/2/18 at our endodontia department. She has performed her duties very sincerely and regularly. This has been noted in her clinical record book as well. This is compliance with the rules and regulation of the Gujarat University. There are no dues against her from our department.

Present days - 29 days.

Absent days - 2 days

Mansi


Professor and head of

Dept. of Endodontics & Oral Maxillofacial Surgeon & Oral Medicine & Oral Pathology
the Department Hospital
Ahmedabad 38

Sr. No.	Date	Case No./yr.	Name of patient	Treatment	Grade	Sig.
(1)	4/11/15	43572	Ankit Jaysukhbhai patel	scaling.		<u>m</u>
			Assessment is given.			
(2)	18/11/15	44915	Jignesh dineshchandra pavagada	scaling		<u>m</u>
			working days - 14			
			present days - 12			
			absent days - 2			
						<div style="border: 1px solid black; border-radius: 50%; width: 40px; height: 40px; display: flex; align-items: center; justify-content: center; margin: 0 auto;"> 4 10 </div> <div style="margin-top: 5px;"> Duty 17/11/15 </div>
(3)	8/3/16	10027	Rubina banu Ansari	scaling		<u>m</u>
(4)	10/3/16	10308	Akhilesh pal.	scaling		<u>m</u>
(5)	14/3/16	10605	Rashmi parmar	scaling		<div style="border: 1px solid black; border-radius: 50%; width: 40px; height: 40px; display: flex; align-items: center; justify-content: center; margin: 0 auto;"> 5 10 </div> <div style="margin-top: 5px;"> Duty 19/3/16 </div>
(6)	15/3/16	10015	nilesh nai	scaling		<div style="border: 1px solid black; border-radius: 50%; width: 40px; height: 40px; display: flex; align-items: center; justify-content: center; margin: 0 auto;"> 5 10 </div> <div style="margin-top: 5px;"> Duty 19/3/16 </div>
(7)	21/3/16	11113	Toorika chavda.	scaling.		<div style="border: 1px solid black; border-radius: 50%; width: 40px; height: 40px; display: flex; align-items: center; justify-content: center; margin: 0 auto;"> 5 10 </div> <div style="margin-top: 5px;"> Duty 19/3/16 </div>
(8)	22/3/16	2535	Shaben Tivari	scaling		<div style="border: 1px solid black; border-radius: 50%; width: 40px; height: 40px; display: flex; align-items: center; justify-content: center; margin: 0 auto;"> 5 10 </div> <div style="margin-top: 5px;"> Duty 19/3/16 </div>
(9)	28/3/16	12509	chavda mangsi m.	scaling.		<div style="border: 1px solid black; border-radius: 50%; width: 40px; height: 40px; display: flex; align-items: center; justify-content: center; margin: 0 auto;"> 5 10 </div> <div style="margin-top: 5px;"> Duty 28/3/16 </div>
			Total working days - 13			
			present days : 13			
			absent days : 0			
			Assessment is given.			
						<div style="border: 1px solid black; border-radius: 50%; width: 40px; height: 40px; display: flex; align-items: center; justify-content: center; margin: 0 auto;"> 5 10 </div> <div style="margin-top: 5px;"> Duty 28/3/16 </div>

26/9/16 to 9/10/16

4th yr / 1st term 032

Department periodontia

Sl. No	Date	Case No./yr.	Name of patient	Treatment	Grade	Sig.
IV year II I st term						
10)	26/9/16	37927	Kausharben Ajmeri	scaling		Sarshee 27/9/16
11)	27/9/16	38027	Nity Mishru	scaling		HAB 27/9/16 Tute
12)	28/9/16	29412	Toral Parmar	scaling		HAB Tute
13)	29/9/16	38442	Vaishvi Ayre	scaling		HAB Tute
14)	1/10/16	38295	Vipul Chandba	scaling		Sarshee 27/10/16
15)	3/10/16	38904	Shilusingh Rajput	scaling		Sarshee 27/10/16
16)	5/10/16	39369	Sitaben Dantoni	scaling		Sarshee 27/10/16
Total working days - 12						
present days - 12						
absent days - 0						
Assessment is given						
<div style="border: 1px solid black; border-radius: 50%; width: 100px; height: 100px; display: flex; align-items: center; justify-content: center; margin: 0 auto;"> $5\frac{1}{2}$ <hr style="width: 50%; margin: 0;"/> 10 </div>						
<div style="border: 1px solid black; border-radius: 50%; width: 100px; height: 100px; display: flex; align-items: center; justify-content: center; margin: 0 auto;"> HAB 27/10/16 </div>						

Department _____










Sr. No.	Date	Case No./yr.	Name of patient	Treatment	Grade	Sig
			IV year / II nd term			
(17)	25/2/17	2187	dorampadi Gujar	scaling		NAB Suresh 28/2/17
(18)	27/2/17	2439	Bhartiben method.	scaling		
(19)	28/2/17	6881	Rohit shankarbai	scaling		NAB
(20)	1/3/17	7178	Fuljadi Gupta	scaling		NAB Suresh 2/3/17
(21)	2/3/17	7260	Bakul Patwar	scaling		NAB
(22)	3/3/17	7104	patel mayaben	scaling		NAB
(23)	3/3/17	2486	Jayshreeben Lewa	scaling		NAB
(24)	9/3/17	6897	Tota Varsha rajput	scaling		NAB
(25)	19/4/17	3528	shilpaaben patel	scaling		NAB
			Total working days - 7			
			Present days - 7			
			Absent days - 0			
			Assessment is given. NAB 2/3/17			

Sl. No.	Date	Case No./yr.	Name of patient	Treatment	Grade	Sig.
			This is to certify that Krutasvi S. Desai completed all terms of (3 rd & 4 th year) in periodontics.			
			Seminar Topics.			
			1 st term - mechanical plaque	control		
			2 nd term - Supportive	periodontal		
				treatment.		
			Assessment marks.			
			3 rd year 1 st term -	4/10		
			3 rd year 2 nd term -	5/10		
			4 th year 1 st term.	5½/10		
			Preliminary exams are given.			

Department Pseudotia

Sr. No.	Date	Case No./yr.	Name of patient	Treatment	Grade	Sig
1	14/9/18	30614	Babubhai Rana	scaling		
2	14/9/18	28092	Kasammiya	scaling		
3	18/9/18	28731	Petha Pothad	scaling		
4	18/9/18	26707	Vikas Kumar Varma	scaling		
5	18/9/18	27300	Kamini Bogel	scaling		
6	19/9/18	32732	Indiraaben Gulvami	scaling		
7	19/9/18	32695	Swakha Kokate	scaling		
8	20/9/18	32268	Sahjad Mansuri	scaling		
9	20/9/18	25652	Vijay Shukla	scaling		
10	20/9/18	30614	Babubhai Rana	Scaling		
11	22/9/18	33279	Mukund Solamti	scaling		
12	25/9/18	33611	Jabiorhusen Shekh	scaling		
13	25/9/18	33706	Rambo Vishwakarma	scaling		
14	27/9/18	33402	Dinesh Kazi	scaling		
15	28/9/18	30991	Sunny Volya	scaling		
16	29/9/18	34375	Murtidevi Rajak	scaling		
17	1/10/18	33209	Bhaskar Kazi	scaling		

Department _____

Sr No	Date	Case No./yr.	Name of patient	Treatment	Grade	Sig
18	1/10/18	28843	soheb Ansari	scaling		
19	3/10/18	34334	yasmima sheth	scaling		
20	3/10/18	34457	soheb sheth	scaling		
21	3/10/18	34723	Rajesh Bhausari	scaling		
22	4/10/18	34562	soni thavani	scaling		
23	4/10/18	35001	Rubi Rathod	scaling		
24	6/10/18	34440	Anita mooya	scaling		
25	8/10/18	35326	madina mansuri	scaling		
26	9/10/18	34344	Tanay Chauhan	scaling		

Department Periodontia.

Sr. No.	Date	Case No./yr.	Name of patient	Treatment	Grade	Sig.																														
<p>This is to certify that <u>Kavitha Desai</u> has successfully completed the internship training from <u>12/9/18</u> to <u>11/10/18</u> at our <u>Periodontia</u> department. she has performed her duties very sincerely and regularly. This has been noted in her clinical record book as well. This is compliance with the rules and regulation of the <u>anjant</u> university. There are no dues against her from our department.</p> <p>Present Days - 26 DAYS Absent Days -</p>																																				
<table border="1"> <thead> <tr> <th>DATE</th> <th>HALF DAY</th> <th>FULL DAY</th> <th>TOTAL PRESENT DAYS</th> <th colspan="3"></th> </tr> </thead> <tbody> <tr> <td>12/9/18</td> <td></td> <td>16/9/18</td> <td>4</td> <td colspan="3" rowspan="5"> <p style="text-align: center;"><u>Prof. Dr. ...</u> Professor & Head of Department</p> </td> </tr> <tr> <td>15/9/18</td> <td></td> <td>5/10/18</td> <td></td> </tr> <tr> <td>24/9/18</td> <td></td> <td></td> <td></td> </tr> <tr> <td>10/10/18</td> <td></td> <td></td> <td></td> </tr> <tr> <td>4/10/18</td> <td></td> <td></td> <td></td> </tr> </tbody> </table>							DATE	HALF DAY	FULL DAY	TOTAL PRESENT DAYS				12/9/18		16/9/18	4	<p style="text-align: center;"><u>Prof. Dr. ...</u> Professor & Head of Department</p>			15/9/18		5/10/18		24/9/18				10/10/18				4/10/18			
DATE	HALF DAY	FULL DAY	TOTAL PRESENT DAYS																																	
12/9/18		16/9/18	4	<p style="text-align: center;"><u>Prof. Dr. ...</u> Professor & Head of Department</p>																																
15/9/18		5/10/18																																		
24/9/18																																				
10/10/18																																				
4/10/18																																				

Sr. No.	Date	Case No./yr.	Name of patient	Treatment	Grade	Sig.
			Topics of discussion			
			(1) Anatomy of maxilla			
			(2) Anatomy of mandible			
			(3) Facial nerve & Bell's Palsy			
			(4) Trigeminal nerve & neuralgia.			
			(5) Local anesthesia Basic			
			(6) Sterilization, patient chair position			
			(7) Armamentarium of oral surgery			
			(8) complication of local anesthesia.			
			(9) Exodontia (Principles)			
			clinical term from			
			7/11/15 to 15/12/15			
			Assessment is given			

Department _____

Sl No	Date	Case No./yr.	Name of patient	Treatment	Grade	Sig
			Clinical term from 17/11 - 15/12/15 working days = 1 working days : 17 Absent day : 1 present days : 16.	Rishi <u>15/12/15</u>		
			III rd yr / II nd term working days : 11 Absent days : 0 Present days : 11 Assessment is given			Rishi <u>13/12/15</u>

Department _____

Sr. No	Date	Case No./yr.	Name of patient	Treatment	Grade	Sig
			<p>Total working days - 27. present days - 27 Absent days - 0</p>			
	22/12/16		<p>Assessment is given.</p>			
			<p>discussion / demonstration.</p>			
			<p>(1) suturing</p>			
			<p>(2) IANB, GP nerve block.</p>			
			<p>(3) space infection.</p>			
			<p>(4) wiring (Ivy eyelet, rich's arch bar)</p>			
			<p>(5) Disimpaction.</p>			

[Handwritten signature]

Sr. No.	Date	Case No./yr.	Name of patient	Treatment	Grade	Sig.
1.	30/11/16	45063	Subarna shekh	ext ⁿ 1/1	}	Recku
2.	30/11/16	45063	sabana shekh	ext ⁿ 2/1		
3.	2/12/16	45420	Bhartiben patel.	ext ⁿ 1/4		
4.	2/12/16	45420	Bhartiben patel	ext ⁿ 1/5	}	Jadh
5.	2/12/16	45420	Bhartiben patel	ext ⁿ 1/3		
6.	5/12/16	45110	Kanubhai Rajput	ext ⁿ 4/1		
7.	5/12/16	45110	Kanubhai Rajput	ext ⁿ 6/1	}	Recku
8.	5/12/16	45110	Kanubhai Rajput	ext ⁿ 7/1		
9.	7/12/16	44970	Prabhuben Parmar	ext ⁿ 1/1		
10.	7/12/16	44970	Prabhuben Parmar	ext ⁿ 1/1	}	Jadh
11.	9/12/16	45230	Ramilaben	ext ⁿ 1/3		
12.	9/12/16	45231	Ramilaben	ext ⁿ 1/3		
13.	15/12/16	48132	vijaybhai chauhan	ext ⁿ 1/6	}	Recku
14.	15/12/16	48132	vijaybhai chauhan	ext ⁿ 1/7		
15.	19/12/16	48244	Ramjibhai Parmar	ext ⁿ 6/1		
16.	21/12/16	43204	merumanaha ansari	ext ⁿ 1/2	}	Recku
17.	21/12/16	43204	merumanaha ansari	ext ⁿ 1/3		
18.	21/12/16	43204	merumanaha ansari	ext ⁿ 1/4		

Department _____

Sr. No.	Date	Case No./yr.	Name of patient	Treatment	Grade	Sig
(19)	7/4/17	12346	shabana shekh	ext ⁿ 1/1	.	
(20)	8/4/17	13325	Aman parmar	ext ⁿ 7/1		
21	10/4/17	19345	Rameshbhai chauhan	ext ⁿ 7/1		
22	10/4/17	19275	Leelaben chandhy	ext ⁿ 1/2	2	
23	10/4/17	19275	Leelaben chandhy	ext ⁿ 1/3	.	
24	10/4/17	19275	Leelaben chandhy	ext ⁿ 3/1	.	
25	10/4/17	19275	Leelaben chandhy	ext ⁿ 1/4	.	
26	10/4/17	16376	Aarhi parmar	ext ⁿ 1/5		
27	11/4/17	17352	Hareesh patel	ext ⁿ 6/5		
28	12/4/17	10042	Ambalal Gohil	ext ⁿ 4/1		
29	12/4/17	10042	Ambalal Gohil	ext ⁿ 5/1		
30	13/4/17	4532	sakina shekh	ext ⁿ 1/8		
31	13/4/17	4532	sakina shekh	ext ⁿ 1/6		
32	13/4/17	2349	mahendrabhai	ext ⁿ 1/6		
33	15/4/17	32162	Ramjibhai	ext ⁿ 1/3		
34	15/4/17	15312	Dadasrao	ext ⁿ 2/1		
35	15/4/17	15312	Dadasrao	ext ⁿ 3/1		
36	15/4/17	1632	vijaybhai chauhan	ext ⁿ 1/6		

Department _____

Sr No	Date	Case No. /yr.	Name of patient	Treatment	Grade	Sign
37	15/4/17	5679	Rakeshbhai	pat ⁿ 2/1		
38	15/4/17	10592	Rakeshbhai	pat ⁿ 5/1		
39	17/4/17	30352	Ramilaben parmar	pat ⁿ 1/1		
40	17/4/17	30352	Ramilaben parmar	pat ⁿ 1/2		
41	17/4/17	33132	Parulben Solanki	pat ⁿ 1/1		
42	17/4/17	33132	Parulben Solanki	pat ⁿ 4/1		
43	17/4/17	25675	Kantilal Parekh	pat ⁿ 7/1		
44	17/4/17	4113	Heena Khator	pat ⁿ 1/8		
45	20/4/17	13713	Ramilaben	pat ⁿ 1/1		
46	21/4/17	24319	shahenaybanu	pat ⁿ 1/8		
47	21/4/17	24319	shahenaybanu	pat ⁿ 1/7		
48	22/4/17	17134	Vipul chauda.	pat ⁿ 1/30		
49	22/4/17	17134	Vipul chauda	pat ⁿ 1/6		
			Total working days - 13			
			Present days - 12			
			Absent days - 1			
	22/4/17		Assessment is given			

Department _____

Sr. No.	Date	Case No./yr.	Name of patient	Treatment	Grade	Sig.
1	12/2/18	20142	minakshi modi	ext ⁿ 16		
2	13/2/18	2892	Dipaben thakor	ext ⁿ 45		
3	14/2/18	19345	Jalitaben Rajput	ext ⁿ 43		
4	14/2/18	4450	Gopal Singh mina.	ext ⁿ 78		
5	16/2/18	4548	Atkaben Jadeja	ext ⁿ 8		
6	21/2/18	2961	Sureshbhai Kobav	ext ⁿ 7		
7	21/2/18	5059	Riya soni	ext ⁿ 8		
8	22/2/18	4143	vidhyaben karamchand	ext ⁿ 7		
9	22/2/18	5309	madhuben Jethva	ext ⁿ 24		
10	22/2/18	4292	Prahlad parmar	ext ⁿ 7		
11	22/2/18	2798	Jamnaben parajapati	ext ⁿ alveolar		
12	23/2/18	4337	omunbhai solanki	ext ⁿ 47		
13	23/2/18	3835	Dipakbhai parmar	ext ⁿ 8		
14	23/2/18	4930	Rekhaben chauhan	ext ⁿ 1/1		
15	24/2/18	3103	Ravibhai Patari	ext ⁿ 5		
16	26/2/18	4741	shakardal chauran	ext ⁿ 2345		
17	26/2/18	3243	Roziyabani pathan	ext ⁿ 8		

Sr. No.	Date	Case No./yr.	Name of patient	Treatment	Grade	Sig
18	27/2/18	3412	munavar shekh	ext ⁿ $\frac{1}{5}$		
19	27/2/18	2903	Tehmina ghattivale.	ext ⁿ $\frac{8}{1}$		
20	27/2/18	4380	Ruhana shekh	ext ⁿ $\frac{1}{7}$		
21	27/2/18	6168	venkatesh kondi	ext ⁿ $\frac{6}{1}$		
22	27/2/18	6081	Pinal amin	ext ⁿ $\frac{6}{78}$		
23	27/2/18	3241	Rima solanki	ext ⁿ $\frac{1}{5}$		
24	28/2/18	5693	vandana harijan	ext ⁿ $\frac{8}{1}$		
25	28/2/18	6292	saroladawi negi	ext ⁿ $\frac{6}{1}$		
26	28/2/18	6337	sunita sharma	ext ⁿ $\frac{7}{65}$		
27	28/2/18	5513	Hetal pitroda	ext ⁿ $\frac{7}{1}$		
28	28/2/18	24577	Rina bhadoiya	ext ⁿ $\frac{1}{6}$		
29	1/3/18	5755	seema panwala	ext ⁿ $\frac{1}{8}$		
30	1/3/18	3813	Kisortbhai vegad	ext ⁿ $\frac{1}{7}$		
31	1/3/18	6451	Bharmaben Raval	ext ⁿ $\frac{1}{8}$		
32	1/3/18	6524	Dignaben Jetvat	ext ⁿ $\frac{1}{7}$		
33	3/3/18	5721	Nikhil sathwara	ext ⁿ $\frac{1}{8}$		
34	5/3/18	6662	Amanandbhai patel	ext ⁿ $\frac{1}{1}$		
35	5/3/18	6561	Moni Ray	ext ⁿ $\frac{1}{8}$		

Department _____

Sl. No.	Date	Case No./yr.	Name of patient	Treatment	Grade	Sig
36	5/3/18	42881	yashoda dangar	eat ⁿ 8		
37	5/3/18	5394	yasmin pathan	eat ⁿ 8		
38	6/3/18	6972	Jayaben Sompuru	eat ⁿ 7		
39	6/3/18	6950	babubhai vaghela	eat ⁿ 8		
40	6/3/18	6502	Savitaben Rawat	eat ⁿ 6/4		
41	6/3/18	6963	Karansingh	eat ⁿ 854		
42	6/3/18	6998	Hetal Parmar	eat ⁿ 6		
43	6/3/18	537	suman chotvari	eat ⁿ 8		
44	7/3/18	7170	Baldevsingh Jadhav	eat ⁿ 67		
45	7/3/18	5029	Kaushmakant kadkija	eat ⁿ 7		
46	7/3/18	3112	Hasambhai mansuri	eat ⁿ 765		
47	7/3/18	4255	lataben Poojapati	eat ⁿ 6		
48	7/3/18	7081	Narashbhai Patel	eat ⁿ 65		
49	8/3/18	7168	Premilaben solanki	eat ⁿ 78		
50	8/3/18	4175	Poojulaben Poojapati	eat ⁿ 8		
51	8/3/18	6880	Harashbhai Soni	eat ⁿ 67		
52	8/3/18	6852	shouchand Tejvani	eat ⁿ 4		
53	8/3/18	7560	Sonalben Rana	eat ⁿ 8		

Sl No	Date	Case No. yr.	Name of patient	Treatment	Grade	Slg
54	8/3/18	4833	Musharat Pathan	pat ⁿ / 5		
55	8/3/18	36464	Renu Bhadooiya	pat ⁿ / 78		
56	8/3/18	7378	Samim mansuri	pat ⁿ / 8		
57	12/3/18	7689	Dharmendra jain	pat ⁿ / 8		
58	12/3/18	7891	Premod paradhan	pat ⁿ / 8		
59	12/3/18	7571	Poonam Rajput	pat ⁿ / 8		
60	12/3/18	6685	Aruna Parmar	pat ⁿ / 8		
61	13/3/18	78 ⁵⁷	Rajshauu sharma	pat ⁿ / 7		
62	13/3/18	7746	Tejabhai Rajput	pat ⁿ / 21		
63	13/3/18	6751	Rashaten meman	pat ⁿ / 7		
64	13/3/18	26100	lakshmi ben sharmali	pat ⁿ / 2		
65	13/3/18	41251	shankarji gohil	pat ⁿ / 8		
66	13/3/18	7617	Rakha Thakkar.	pat ⁿ / 8		
67	22/3/18	9586	Saru parikh	pat ⁿ / 6		
68	23/3/18	8849	shyambal bind	pat ⁿ / 28		
69	24/3/18	9489	Hasmykh Parthi	pat ⁿ / 1		
70	29/3/18	9931	sureshkrumar patel	pat ⁿ / 6		
71	5/4/18	10489	Dineshbhai patel	pat ⁿ / 7		

Sl. No	Date	Case No./yr.	Name of patient	Treatment	Grade	Sig
72	5/4/18	2563	varshaben patel	ext ⁿ 78		
73	5/4/18	10630	Kirdashbani miotta	ext ⁿ 8		
74	6/4/18	2682	manita parajapati	ext ⁿ 56		
75	6/4/18	10946	Kailashben sisoelija	ext ⁿ 7		
76	6/4/18	4272	Sonal khodva	ext ⁿ 56		
77	7/4/18	2960	Koum patni	ext ⁿ 7		
78	9/4/18	9221	vasudev kavi	ext ⁿ 7		
79	10/4/18	10910	Mukesh parmar	ext ⁿ 7		

- Total no of extraction - 79

- Alveoloplasty - 3

Disimpaction assisted - 4

Preprosthetic surgery assisted - 1


Arch bar & loop wiring assisted - 2

Sr No	Date	Case No./yr	Name of patient	Treatment	Grade	Sig
			OT attended.			
			(1) sandip - Dentigerous cyst.			
			(2) payal - cementifying fibroma.			
			ward duty for oral surgery			
			has been completed for 15 days.			
			[From 14/3 '18 to 28/3 '18]			
			Signature			

Sr. No.	Date	Case No./yr.	Name of patient	Treatment	Grade	Sig.
			<p>This is to certify that Koutaxi Desai has successfully completed the internship training from 12/2/18 to 11/4/18 at our oral surgery department. She has performed her duties very sincerely and regularly. This has been noted in her clinical record book as well. This is compliance with the rules and regulation of the Gujarat University. There are no dues against her from our department.</p>			
			<p>present days - 55 days.</p>			
			<p>Absent days - 4 days.</p>			
			<p>Total days - 59</p>			
			<p>Professor & Head of Department</p>			


[Signature]
11/4/18

Department Dentistry (Bhavnagar)

Sr. No.	Date	Case No./yr.	Name of patient	Treatment	Grade	Sig.
CERTIFICATE.						
<p>This is to certify that Kautasvi Desai successfully completed the internship training (Periphery duties) from 12/6/18 to 11/8/18 at department of dentistry, Sir T. General Hospital, Bhavnagar. She has performed her duties very sincerely & regularly. This has been noted in her clinical record book as well this is in compliance with the rules & regulations of Gujarat University. There are no dues against her from our department.</p>						
-I/c				 Dr. J. J. Jethwa		
				Professor &		
				Head of the Department.		
				ASSISTANT PROFESSOR DEPT. OF DENTISTRY MEDICAL COLLEGE, SIR T. HOSPITAL CAMPUS BHAVNAGAR		

Department ORAL PATHOLOGY

Sr. No.	Date	Case No./yr.	Name of patient	Treatment	Grade	Sig.
			<u>HISTORY</u>			
						<u>DIAGNOSIS</u>
1	28/11/17	41194	Firoz Karimbhai meman	severe oral	submucous	Fibrosis
2	1/12/17	40096	Salman surafat Patel.	Tobacco Pouch	keratosis	
3	2/12/17	17698	Pinki Gautam Patni	Erosive lichen planus (right buccal mucosa)		
				Reticular lichen planus (left buccal mucosa)		
4	3/12/17	43216	Mohanlal mali	oral.	submucous fibrosis	
5	6/12/17	13634	Jayaben Prajapati	infected	radicular	cyst.

Sr. No.	Date	Case No./yr.	Name of patient	Treatment	Grade	Sig.
<u>CERTIFICATE</u>						
<p>This is to certify that <u>Desai Krunalvi S</u> has successfully completed the internship training from <u>27/11/17</u> to <u>11/12/17</u> at our <u>oral pathology</u> department. she has performed her duties very sincerely and regularly. This has been noted in her clinical record book as well. This is compliance with the rules and regulation of the <u>gujarat</u> university. There are no dues against her from our department.</p>						
Present days - 15						
Absent days - 0.						
 <u>04/01/2018</u>						
Dr. JYOTI G. CHAVDA M.D.S. Professor & Head <u>Professor and head of</u> ORAL DENTAL PATHOLOGY GOVT. DENTAL COLLEGE & HOSPITAL Ahmedabad-380 011 <u>the department</u>						

Sr. No.	Date	Case No./yr.	Name of patient	Treatment	Grade	Sig.
---------	------	--------------	-----------------	-----------	-------	------

This is to certify that Koutasvi S Desai has successfully completed the internship training from 12/1/18 to 11/2/18 at our endodontia department. she has performed her duties very sincerely and regularly. This has been noted in her clinical record book as well. This is compliance with the rules and regulation of the gujarat university. There are no dues against her from our department.

Present days - 29 days.
Absent days - 2 days

Mansi

DR. MANSI DAVE

18/11/2018

Professor and head of

Dept. of Endodontics and Oral Pathology
The Department Hospital

Ahmedabad-16

Sr. No.	Date	Case No./yr.	Name of patient	Treatment	Grade	Sig.
(1)	4/11/15	43572	Ankit Jaysukhbhai patel	scaling.		<u>msk</u>
			Assessment is given.			
(2)	18/11/15	44915	Jignesh dineshchandra pavagadhi	scaling		<u>msk</u>
			working days - 14			
			present days - 12			
			absent days - 2			
						<div style="border: 1px solid black; border-radius: 50%; padding: 5px; display: inline-block;"> $\frac{4}{10}$ </div> (with) 17/11/15
(3)	8/3/16	10027	Rubinaabamu Ansari	scaling		<u>msk</u>
(4)	10/3/16	10308	Akhilish pal.	scaling		<u>msk</u>
(5)	14/3/16	10605	Aashmi parmar	scaling		SACSTER 15/3/16 (with)
(6)	16/3/16	10015	nilesh nai	scaling		(with)
(7)	21/3/16	11113	Toorika chavda	scaling		(with)
(8)	23/3/16	2535	Shaben Tivari	scaling		(with)
(9)	29/3/16	12509	chavda mangsi m	scaling		(NAB)
			Total working days - 13			
			present days : 13			
			absent days : 0			
			Assessment is given.			
						<div style="border: 1px solid black; border-radius: 50%; padding: 5px; display: inline-block;"> $\frac{5}{10}$ </div> (NAB) 28/3/16

26/9/16 to 9/10/16

4th yr / 1st term 032

Department periodontia

Sr. No.	Date	Case No./yr.	Name of patient	Treatment	Grade	Sig.
			IV year I I st term			
(10)	26/9/16	37927	Kausharben Ajmeri	scaling		Sarshee 27/9/16
(11)	27/9/16	38027	Nity Mishru	scaling		HAB Tuti
(12)	28/9/16	29412	Toral Parmar	scaling		HAB Tuti
(13)	29/9/16	38442	Vaishali Ayre	scaling		HAB Tuti
(14)	1/10/16	38295	Vipul Chandba	scaling		Sarshee 8/10/16
(15)	3/10/16	38904	Shilusingh Rajput	scaling		Sarshee 6/10/16
(16)	5/10/16	39369	Sitaben Dantoni	scaling		
			Total working days - 12			
			present days - 12			
			absent days - 0			
			Assessment is given			
			<div style="display: flex; align-items: center; justify-content: center;"> <div style="border: 1px solid black; border-radius: 50%; padding: 10px; margin-right: 20px;"> $5\frac{1}{2}$ 10 </div> <div style="text-align: right;"> HAB 8/10/16 </div> </div>			

Department _____

Sr. No.	Date	Case No./yr.	Name of patient	Treatment	Grade	Sig
IV year / II nd term						
(17)	25/2/17	2187	dorampadi Gujar	scaling		NAB
(18)	27/2/17	2439	Bhartiben mathod.	scaling		Sarsree 28/2/17
(19)	28/2/17	6881	Rohit shankarbai	scaling		NAB
(20)	1/3/17	7178	Fuljadi Gupta	scaling		NAB
(21)	2/3/17	7260	Bakul pawar	scaling		Sarsree 13/12
(22)	3/3/17	7104	patel mangaben	scaling		NAB
(23)	3/3/17	2486	Jayshreeben Lewa	scaling		NAB
(24)	9/3/17	6897	Total Varsha rajput	scaling		NAB
(25)	19/4/17	3528	shilpaaben patel	scaling		NAB
			Total working days - 7			
			Present days - 7			
			Absent days - 0			
			Assessment is given.	NAB 13/12		

Department _____

Sr. No.	Date	Case No./yr.	Name of patient	Treatment	Grade	Sig.
			This is to certify that Krutasvi S. Desai completed all terms of (3 rd & 4 th year) in periodontics.			
			Seminar Topics.			
			1 st term - mechanical plaque	control		
			2 nd term - Supportive periodontal	treatment.		
			Assessment marks.			
			3 rd year 1 st term -	4/10		
			3 rd year 2 nd term -	5/10		
			4 th year 1 st term.	5½/10		
			Preliminary exams are given.			

Department _____

Sr. No.	Date	Case No./yr.	Name of patient	Treatment	Grade	Sig.
			Total number of histology taken - 25			
			Total number of patients done - 25			

21/12/12

ABharies
Professor & Head
 Dept. of Periodontia
 Govt. Dental College and
 Hospital, Ahmedabad-16.

Department Periodontia

Sr. No.	Date	Case No./yr.	Name of patient	Treatment	Grade	Sig.
1	14/9/18	30614	Babubhai Rana	scaling	.	
2	14/9/18	28092	Kasammiya	scaling	.	
3	18/9/18	28731	Petha Pathad	scaling		
4	18/9/18	26707	Vikas Kumar Varma	scaling		
5	18/9/18	27300	Kamini Bogel	scaling		
6	19/9/18	32732	Indira Devi Gulvami	scaling		
7	19/9/18	32695	Swakha Kokate	scaling		
8	20/9/18	32268	Sahjad Mansuri	scaling		
9	20/9/18	25652	Vijay Shukla	scaling		
10	20/9/18	30614	Babubhai Rana	Scaling		
11	22/9/18	33279	Mukund Salantti	scaling		
12	25/9/18	33611	Jabir Husen Shekh	scaling		
13	25/9/18	33706	Rambo Vishwakarma	scaling		
14	27/9/18	33402	Dinesh Kazi	scaling		
15	28/9/18	30991	Sunny Volya	scaling		
16	29/9/18	34375	Murtidevi Rajak	scaling		
17	1/10/18	33209	Bhaskar Kazi	scaling		

Sr. No.	Date	Case No./yr.	Name of patient	Treatment	Grade	Sig.																
<p>This is to certify that <u>Karuntasvi Desai</u> has successfully completed the internship training from <u>12/9/18</u> to <u>11/10/18</u> at our <u>Periodontia</u> department. she has performed her duties very sincerely and regularly. This has been noted in her clinical record book as well. This is compliance with the rules and regulation of the <u>anjant</u> university. There are no dues against her from our department.</p> <p>Present Days - 26 DAYS Absent Days -</p>																						
		<table border="1"> <thead> <tr> <th>HALF DAY</th> <th>FULL DAY</th> <th>TOTAL ABSENT DAYS</th> </tr> </thead> <tbody> <tr> <td>14/9/18</td> <td>16/9/18</td> <td>4</td> </tr> <tr> <td>15/9/18</td> <td>5/10/18</td> <td></td> </tr> <tr> <td>24/9/18</td> <td></td> <td></td> </tr> <tr> <td>4/10/18</td> <td></td> <td></td> </tr> </tbody> </table>		HALF DAY	FULL DAY	TOTAL ABSENT DAYS	14/9/18	16/9/18	4	15/9/18	5/10/18		24/9/18			4/10/18			<p><u>Prof. Desai</u> Professor & Head of Department Dept. of Periodontia Govt. Dental College - 10 Hyderabad - 500002</p>			
HALF DAY	FULL DAY	TOTAL ABSENT DAYS																				
14/9/18	16/9/18	4																				
15/9/18	5/10/18																					
24/9/18																						
4/10/18																						

Handwritten notes:
 14/9/18
 15/9/18
 24/9/18
 4/10/18

Department oral surgery

041

Sr. No.	Date	Case No./yr.	Name of patient	Treatment	Grade	Sig.
			Topics of discussion			
			(1) Anatomy of maxilla			
			(2) Anatomy of mandible			
			(3) Facial nerve & Bell's palsy			
			(4) Trigeminal nerve & neuralgia			
			(5) Local anesthesia Basic			
			(6) Sterilization, patient chair position			
			(7) Armamentarium of oral surgery			
			(8) complication of local anesthesia.			
			(9) Exodontia (Principles) clinical term form			
			7/11/15 to 15/12/15			
			Assessment is given			


Sl No	Date	Case No./yr.	Name of patient	Treatment	Grade	Sig
			Clinical term from 17/11 Working days : 1			
			Working days : 17			
			Absent day : 1			
			Present days : 16.			
			III rd yr / II nd term			
			Working days : 11			
			Absent days : 2			
			Present days : 11			
			Assessment is given			

Rishi
15/12/15

Rishi
13/12/15

Sr. No.	Date	Case No./yr.	Name of patient	Treatment	Grade	Sig.
1.	30/11/16	45063	Subarna shekh	ext ⁿ 1/1	}	Recku
2.	30/11/16	45063	sabana shekh	ext ⁿ 2/1		
3.	2/12/16	45420	Bhartiben patel.	ext ⁿ 1/4		
4.	2/12/16	45420	Bhartiben patel	ext ⁿ 1/5		
5.	2/12/16	45420	Bhartiben patel	ext ⁿ 1/3		
6.	5/12/16	45110	Kanubhai Rajput	ext ⁿ 4/1		
7.	5/12/16	45110	Kanubhai Rajput	ext ⁿ 6/1	}	Recku
8.	5/12/16	45110	Kanubhai Rajput	ext ⁿ 7/1		
9.	7/12/16	44970	Prabhuben Parmar	ext ⁿ 1/1	}	Recku
10.	7/12/16	44970	Prabhuben Parmar	ext ⁿ 1/1		
11.	9/12/16	45230	Ramilaben	ext ⁿ 1/3	}	Jain
12.	9/12/16	45231	Ramilaben	ext ⁿ 1/3		
13.	15/12/16	48132	vijaybhai chauhan	ext ⁿ 1/6	}	Recku
14.	15/12/16	48132	vijaybhai chauhan	ext ⁿ 1/7		
15.	19/12/16	48244	Ramji bhai Parmar	ext ⁿ 6/1	}	Recku
16.	21/12/16	43204	merumanaha ansari	ext ² 1/2		
17.	21/12/16	43204	merumanaha ansari	ext ² 1/3	}	Recku
18.	21/12/16	43204	merumanaha ansari	ext ² 1/4		

Department _____

Sr. No.	Date	Case No./yr.	Name of patient	Treatment	Grade	Sig
			Total working days - 27			
			present days - 27			
			Absent days - 0			
	22/12/16		Assessment is given.			
			discussion / demonstration.			
			(1) suturing			
			(2) IANB, GP nerve block.			
			(3) space infection.			
			(4) wiring (Ivy eyelet, each's arch bar)			
			(5) Disimpaction.			
						

IV year / IInd term (From 6/4/17 to 22/4/17)


04

Department _____

Sr. No.	Date	Case No./yr.	Name of patient	Treatment	Grade	Sig.
(19)	7/4/17	12346	shabana shekh	eat ⁿ 1/7		
(20)	8/4/17	13325	Aman parmar	eat ⁿ 7/1		
21.	10/4/17	19345	Rameshbhai chauhan	eat ⁿ 7/1		
22	10/4/17	19275	Leelaben chandhy	eat ⁿ 1/2		
23	10/4/17	19275	Leelaben chandhy	eat ⁿ 1/3		
24	10/4/17	19275	Leelaben chandhy	eat ⁿ 3/1		
25	10/4/17	19275	Leelaben chandhy	eat ⁿ 1/4		
26	10/4/17	16376	Aarhi parmar	eat ⁿ 1/5		
27	11/4/17	17352	Hareesh patel.	eat ⁿ 5/1		
28	12/4/17	10042	Ambalal Gohil	eat ⁿ 4/1		
29	12/4/17	10042	Ambalal Gohil	eat ⁿ 5/1		
30	13/4/17	4532	sakina shekh	eat ⁿ 1/8		
31	13/4/17	4532	sakina shekh.	eat ⁿ 1/6		
32	13/4/17	2349	mahendrabhai	eat ⁿ 1/6		
33	15/4/17	32162	Ramjibhai	eat ⁿ 1/3		
34	15/4/17	15312	Dadasav	eat ⁿ 2/1		
35	15/4/17	15312	Dadasav.	eat ⁿ 3/1		
36	15/4/17	1632	vijaybhai chauhan	eat ⁿ 1/6		

Department _____

Sr. No.	Date	Case No./yr.	Name of patient	Treatment	Grade	Sig
37	15/4/17	5679	Rakeshbhai	pat ⁿ 2/1		
38	15/4/17	10592	Rakeshbhai	pat ⁿ 2/1		
39	17/4/17	30352	Ramilaben parmar	pat ⁿ 1/1		
40	17/4/17	30352	Ramilaben parmar	pat ⁿ 1/2		
41	17/4/17	33132	Parulben Solanki	pat ⁿ 1/1		
42	17/4/17	33132	Parulben Solanki	pat ⁿ 4/1		
43	17/4/17	25675	Kantilal Parekh	pat ⁿ 7/1		
44	17/4/17	4113	Heena Khatou	pat ⁿ 1/8		
45	20/4/17	13713	Ramilaben	pat ⁿ 1/1		
46	21/4/17	24319	shahenaybanu	pat ⁿ 1/8		
47	21/4/17	24319	shahenaybanu	pat ⁿ 1/7		
48	22/4/17	17134	Vipul chauda.	pat ⁿ 1/30		
49	22/4/17	17134	Vipul chauda	pat ⁿ 1/6		
			Total working days - 13			
			Present days - 12			
			Absent days - 1			
	22/4/17		Assessment is given			



Signature

Signature

22/4/17
 Professor
 Govt. Dental Hospital

Department _____

Sig.

Sr. No.	Date	Case No./yr.	Name of patient	Treatment	Grade	Sig.
1	12/2/18	20142	minakshi modi	ext ⁿ 16		
2	13/2/18	2892	dipaben thakore	ext ⁿ 45		
3	14/2/18	19345	lalitaben Rajput	ext ⁿ 43		
4	14/2/18	4450	Cropalsingh mina.	ext ⁿ 8		
5	16/2/18	4548	Atkoben Jadgeja	ext ⁿ 8		
6	21/2/18	2961	Sureshbhai Kobav	ext ⁿ 7		
7	21/2/18	5059	Riya soni	ext ⁿ 8		
8	22/2/18	4143	vidhyaben karamchand	ext ⁿ 7		
9	22/2/18	5309	madhusen Jethva	ext ⁿ 24		
10	22/2/18	4292	Prahlad parmar	ext ⁿ 7		
11	22/2/18	2798	Jamnaben prajapati	ext ⁿ alveolar 34		
12	23/2/18	4337	omunbhai solanki	ext ⁿ 47		
13	23/2/18	3835	dipakbhai parmar	ext ⁿ 8		
14	23/2/18	4930	Rekhaben chauhan	ext ⁿ 1/1		
15	24/2/18	3103	Ravibhai Patani	ext ⁿ 5		
16	26/2/18	4741	shakarudal chauhan	ext ⁿ 2345		
17	26/2/18	3213	Raziyabai pathan	ext ⁿ 8		

Department _____

Sr. No.	Date	Case No./yr.	Name of patient	Treatment	Grade	Sig.
18	27/2/18	3412	Munavar shekh	ext ⁿ 15		
19	27/2/18	2903	Tehmina ghattivala	ext ⁿ 8		
20	27/2/18	4380	Ruhana shekh	ext ⁿ 7		
21	27/2/18	6168	venkatesh kondi	ext ⁿ 6		
22	27/2/18	6081	Pinal amin	ext ⁿ 6		
23	27/2/18	3241	Rima solanki	ext ⁿ 15		
24	28/2/18	5693	vandana harijan	ext ⁿ 8		
25	28/2/18	6292	saraladewi negi	ext ⁿ 6		
26	28/2/18	6337	sunita sharma	ext ⁿ 7		
27	28/2/18	5513	Hetal pitroda	ext ⁿ 7		
28	28/2/18	24577	Rina bhadowiya	ext ⁿ 7		
29	1/3/18	5755	seema panavala	ext ⁿ 8		
30	1/3/18	3813	Kisutbhai vegad	ext ⁿ 7		
31	1/3/18	6451	Bhavnaben Raval	ext ⁿ 8		
32	1/3/18	6524	Dignaben Jetvat	ext ⁿ 7		
33	3/3/18	5721	Nikhil sathwara	ext ⁿ 8		
34	5/3/18	6662	Amandbhai patel	ext ⁿ 1		
35	5/3/18	6561	Moni Ray	ext ⁿ 8		

Department _____

Sr. No.	Date	Case No./yr.	Name of patient	Treatment	Grade	Sig
36	5/3/18	42881	yashoda dangar	eat ⁿ 8		
37	5/3/18	5394	yasmin pathan	eat ⁿ 8		
38	6/3/18	6972	Jayaben Sompuru	eat ⁿ 7		
39	6/3/18	6950	babubhai vaghela	eat ⁿ 8		
40	6/3/18	6502	Savitaben Rawat	eat ⁿ 6/4		
41	6/3/18	6963	Karansingh	eat ⁿ 854		
42	6/3/18	6998	Hetal Parmar	eat ⁿ 6		
43	6/3/18	537	suman chotvari	eat ⁿ 8		
44	7/3/18	7170	Baldesingh Jadhav	eat ⁿ 67		
45	7/3/18	5029	Kaushmakant kadkija	eat ⁿ 7		
46	7/3/18	3112	Hasambhai mansuri	eat ⁿ 765		
47	7/3/18	4255	lataben Poojapati	eat ⁿ 6		
48	7/3/18	7081	Narashbhai Patel	eat ⁿ 65		
49	8/3/18	7168	Premilaben solanki	eat ⁿ 78		
50	8/3/18	4175	Poojulaben Poojapati	eat ⁿ 8		
51	8/3/18	6880	Harashbhai Soni	eat ⁿ 6		
52	8/3/18	6852	shorichand Tejvani	eat ⁿ 4		
53	8/3/18	7560	Sonalben Rana	eat ⁿ 8		

Sr No	Date	Case No./yr.	Name of patient	Treatment	Grade	Sig
54	8/3/18	4833	Mushrat Pathan	pat ⁿ / 5		
55	8/3/18	36464	Renu Bhadoiya	pat ⁿ / 78		
56	8/3/18	7378	Samim manswi	pat ⁿ / 8		
57	12/3/18	7689	Dharmendra Jain	pat ⁿ / 8		
58	12/3/18	7891	Premod paradhan	pat ⁿ / 8		
59	12/3/18	7571	Poonam Rajput	pat ⁿ / 8		
60	12/3/18	6685	Aruna Parmar	pat ⁿ / 8		
61	13/3/18	78 ⁵⁷	Rajshau Sharma	pat ⁿ / 7		
62	13/3/18	7746	Tejabhai Rajput	pat ⁿ / 21		
63	13/3/18	6751	Rashaben meman	pat ⁿ / 7		
64	13/3/18	26100	lakshmi ben sharmali	pat ⁿ / 2		
65	13/3/18	41451	shankarji gohil	pat ⁿ / 8		
66	13/3/18	7617	Atkha Thakkar.	pat ⁿ / 8		
67	22/3/18	9586	Saru Parikh	pat ⁿ / 6		
68	23/3/18	8849	shyamal bind	pat ⁿ / 28		
69	24/3/18	9489	Hasmukh Parthi	pat ⁿ / 1		
70	29/3/18	9931	suresh Kumar patel	pat ⁿ / 6		
71	5/4/18	10489	Dineshbhai patel	pat ⁿ / 7		

Sr. No.	Date	Case No./yr.	Name of patient	Treatment	Grade	Sig
72	5/4/18	2563	varshaben patel	ext ⁿ 78		
73	5/4/18	10630	Kirdashbani miorza	ext ⁿ 8		
74	6/4/18	2682	manita parajapati	ext ⁿ 56		
75	6/4/18	10946	Kailashben sisoelija	ext ⁿ 7		
76	6/4/18	4272	Sonal Khatva	ext ⁿ 56		
77	7/4/18	2960	Kaunim patni	ext ⁿ 7		
78	9/4/18	9221	vasudev kauri	ext ⁿ 7		
79	10/4/18	10910	mukesh parmar	ext ⁿ 7		

- Total no of extraction - 79

- Alveoloplasty - 3

Disimpaction assisted - 4

Preprosthetic surgery assisted - 1

arch bar & loop wiring assisted - 2

Sl No	Date	Case No./yr.	Name of patient	Treatment	Grade	Sig
			OT attended.			
			(1) sandip - Dentigerous cyst. (2) payal - cementifying fibroma.			
			ward duty for oral surgery has been completed for 15 days. [From 14/3 '18 to 28/3 '18]			
			Signature			

Sr. No.	Date	Case No./yr.	Name of patient	Treatment	Grade	Sig.
---------	------	--------------	-----------------	-----------	-------	------

This is to certify that Koutavi Desai has successfully completed the internship training from 12/2/18 to 11/4/18 at our oral surgery department. She has performed her duties very sincerely and regularly. This has been noted in her clinical record book as well. This is compliance with the rules and regulation of the Gujarat university. There are no dues against her from our department.

present days - 55 days.


Absent days - 4 days.

Total days - 59

Professor & Head of Department


[Handwritten signature]
16/1/18

Department Dentistry (Bhavnagar)

Sr. No.	Date	Case No./yr.	Name of patient	Treatment	Grade	Sig.
CERTIFICATE.						
<p>This is to certify that Kambasvi Desai successfully completed the internship training (Periphery duties) from 12/6/18 to 11/8/18 at department of dentistry, Sir T. General Hospital, Bhavnagar. She has performed her duties very sincerely & regularly. This has been noted in her clinical record book as well this is in compliance with the rules & regulations of Gujarat University. There are no dues against her from our department.</p>						
-I/c				 Dr. J. J. Jethani		
				Professor &		
				Head of the department.		
				ASSISTANT PROFESSOR DEPT. OF DENTISTRY MEDICAL COLLEGE, SIR T. HOSPITAL CAMPUS BHAVNAGAR		

Department ORAL PATHOLOGY

Sr. No.	Date	Case No./yr.	Name of patient	Treatment	Grade	Sig.
			<u>HISTORY</u>			
				<u>DIAGNOSIS</u>		
1	28/11/17	41194	Firoz Karimbhai meman	severe oral	submucous	Fibrosis
2	1/12/17	40096	Salman surafat Patel.	Tobacco Pouch	keratosis	
3	2/12/17	17698	Pinki Gautam Patni	Erosive lichen planus (right buccal mucosa)		
				Reticular lichen planus (left buccal mucosa)		
4	3/12/17	43216	Mohanlal mali	oral	submucous fibrosis	
5	6/12/17	13634	Jayaben Prajapati	infected	radicular	cyst.

Sr. No.	Date	Case No./yr.	Name of patient	Treatment	Grade	Sig.
<u>CERTIFICATE</u>						
<p>This is to certify that <u>Desai Karutavi S</u> has successfully completed the internship training from <u>27/11/17</u> to <u>11/12/17</u> at our <u>oral pathology</u> department. she has performed her duties very sincerely and regularly. This has been noted in her clinical record book as well. This is compliance with the rules and regulation of the <u>gujarat</u> university. There are no dues against her from our department.</p>						
Present days - 15						
Absent days - 0.						
 <u>04/01/2018</u>						
signature - Dr. JYOTI G. CHAVDA M.D.S. Professor & Professor and head of ORAL DENTAL PATHOLOGY GOVT. DENTAL COLLEGE & HOSPITAL Ahmedabad-380 011 <u>the department</u>						

Sr. No.	Date	Case No./yr.	Name of patient	Treatment	Grade	Sig.
---------	------	--------------	-----------------	-----------	-------	------

CERTIFICATE

This is to certify that Desai Kavitavi S has successfully completed the internship training from 27/11/17 to 11/12/17 at our oral pathology department. she has performed her duties very sincerely and regularly. This has been noted in her clinical record book as well.

This is compliance with the rules and regulation of the gujarat university. There are no dues against her from our department.

Present days - 15

Absent days - 0.


Signature -
Dr. JYOTI G. CHAWDA

M.D.S.

Professor and head of
ORAL DENTAL PATHOLOGY
GOVT. DENTAL COLLEGE & HOSPITAL
Ahmedabad-380 011
The department

04/01/2018

Department Pedodontia.

Sr. No.	Date	Case No./yr.	Name of patient	Treatment	Grade	Sig.
<p>This is to certify that Desai Koudasvi S. has successfully completed the internship training from 12/12/2017 to 11/1/2018 at our pedodontia department. she performed her duties very sincerely and regularly. This has been noted in her clinical record book as well. This is compliance with the rules and regulation of gujarat university. There are no dues against her from our department.</p>						
Present days - 31 days						
Absent days - 0.						
<p style="text-align: right;">  Dr. Shantanu R. Choudhari (M.D.S.) Professor and Head Department of Pedodontia Govt. Dental College & Hospital AHMEDABAD professor and head of the department. </p>						

Department Public health dentistry

Sr. No.	Date	Case No./yr.	Name of patient	Treatment	Grade	Sig.
			First term			
			Theory - 10/40		Pass	
			Practical - 31/50			
			Second term			
			Theory - 15/40		Pass	
			Practical - 32/50			
			Project - mission bus stop mission awareness camp at kanchan kaur mangaldas andh kanyashoram on 9/2/2017			Pass
						Pass

Sr. No.	Date	Case No./yr.	Name of patient	Treatment	Grade	Sig.
---------	------	--------------	-----------------	-----------	-------	------

Journal is completed.

Kapil

Janki Shah

DR. JANKI SHAH M.D.S.
Asst. Prof. in Dept. of
Community Dentistry
G.D.C.&H. Ahmedabad.

Department Public health dentistry.


Sr. No.	Date	Case No./yr.	Name of patient	Treatment	Grade	Sig.
---------	------	--------------	-----------------	-----------	-------	------






This is to certify that Desai Kavayoni S has successfully completed the internship training from 12/5/18 to 11/6/18 at our public health dentistry department. She performed her duties very sincerely and regularly. This has been noted in her clinical record book as well. This is compliance with the rules and regulation of Gujarat University. There are no dues against her from our department.

present days - 29 DAYS

Absent days - 2 DAY (12/5/18)

~~Royal~~

~~Prof.  and head of the department.~~

Sr. No.	Date	Case No./yr.	Name of patient	Treatment	Grade	Sig.
1.	5/11/15		Straightening of 21G wire of 6 inch			
2.	17/12/15		2" equilateral triangle from 6" straight wire of 21 Gauge.			
3.	25/2/16		construction of circle which fits in equilateral triangle from 21 wire of 21 Gauge.			
4.	30/8/16		construction of C' clasp with 21 Gauge wire is done.			
5.	3/9/16		construction of 'U' clasp with 21 Gauge wire is done.			3/09/16

Department _____

Sr. No.	Date	Case No./yr.	Name of patient	Treatment	Grade	Sig
6	8/9/16		construction of Arrowhead part-I from 21 Gauge wire is done.		} (A)	8/9/16
7	8/9/16		construction of Arrowhead part-II from 21 Gauge wire is done.		} (A)	8/9/16
8	9/9/16		construction of Adams clasp from 21 Gauge wire is done.		} (A)	9/9/16
	10/9/16		Assesment is given.	(9/10)		Lahri
9	8/2/17		construction of U Loop canine retractor from 23 Gauge wire is done.		} (A)	8/2/17

Sr. No.	Date	Case No./yr.	Name of patient	Treatment	Grade	Sig.
10.	9/2/17		construction of helical canine retractor from 21 gauge wire is done.		}	9/2/17
11.	10/2/17		construction of finger spring for mesial movement of 4 th from 21 gauge wire is done.		}	10/2/17
12.	11/2/17		construction of Z spring from 21 gauge wire is done.		}	11/2/17
13.	13/2/17		construction of labial bow (short, medium, long) from 21 st gauge wire is done.		}	14/2/2017
	15/2/17		Assessment is given on 15/2/17			
			Vires = 7/10			
			Reactant = 7/10			

Dr. Falguni Bhatta
 Professor & Head,
 Department of Orthodontics,
 Govt. Dental College & Hospital
 Ahmedabad-380 015

Department Orthodontia

Sr. No.	D	Sr. No.	Date	Case No./yr.	Name of patient	Treatment	Grade	Sr.
6	8/1				<u>CERTIFICATE</u>			
7	8/1				This is to certify that Desai Kavitayam S has successfully completed the internship training from 12/8/18 to 11/9/18 at our Orthodontia department. She has performed her duties very successfully and regularly. This has been noted in her clinical record book as well. This is in compliance with the rules and regulation of the Gujarat University. There are no dues against her from our department.			
8					Present Days - 29 1/2 Days (12/8/18 to 11/9/18) Absent Days - <u>1 1/2</u> Days 1 Day - 29/8/18 1/2 Day - 8/9/18			

I/C Renuka
11/9/18

DR. RENUKA PATEL
M.D.S. (ORTHO)
ASSISTANT PROFESSOR
DEPARTMENT OF ORTHODONTIA
GOVT. DENTAL COLLEGE & HOSPITAL
AHMEDABAD 380 015.

Sr. No.	Date	Topic	Mode of Lecture	Staff Name
1	01-07-21	INTRODUCTION	PPT PRESENTATION	DR. SWATI GOYAL
2	01-21-21	GROWTH	PPT PRESENTATION	DR. SWATI GOYAL
3	01-28-21	INTERCEPTIVE ORTHODONTICS	PPT PRESENTATION	DR. SWATI GOYAL
4	04/02//2021	DEVELOPMENT OF DENTITION	PPT PRESENTATION	DR. SWATI GOYAL
5	02-11-21	DEVELOPMENT OF DENTITION	PPT PRESENTATION	DR. SWATI GOYAL
6	02-18-21	CHILD PSYCHOLOGY AND BEHAVIOUR MANAGEMENT	PPT PRESENTATION	DR. SHANTANU CHOUDHARI
7	02-25-21	CHILD PSYCHOLOGY AND BEHAVIOUR MANAGEMENT	PPT PRESENTATION	DR. SHANTANU CHOUDHARI
8	03-04-21	CHILD PSYCHOLOGY AND BEHAVIOUR MANAGEMENT	PPT PRESENTATION	DR. SWATI GOYAL
9	03-18-21	CHILD PSYCHOLOGY AND BEHAVIOUR MANAGEMENT	PPT PRESENTATION	DR. SWATI GOYAL
10	03-25-21	EARLY CHILDHOOD CARIES	PPT PRESENTATION	DR. PURVA BUTALA
11	04-08-21	EARLY CHILDHOOD CARIES	PPT PRESENTATION	DR. PURVA BUTALA
12	04-15-21	PEDIATRIC ENDODONTICS	PPT PRESENTATION	DR. SHANTANU CHOUDHARI
13	04-22-21	PEDIATRIC ENDODONTICS	PPT PRESENTATION	DR. SHANTANU CHOUDHARI
14	04-29-21	PEDIATRIC ENDODONTICS	PPT PRESENTATION	DR. SHANTANU CHOUDHARI
15	05-05-21	pharmacological management	PPT PRESENTATION	DR. SHANTANU CHOUDHARI
16	05-12-21	pharmacological management	PPT PRESENTATION	DR. SHANTANU CHOUDHARI
17	19//5/2021	CAVITY PREPARATION	PPT PRESENTATION	DR. SHANTANU CHOUDHARI
18	05-26-21	CAVITY PREPARATION	PPT PRESENTATION	DR. SHANTANU CHOUDHARI
19	06-02-21	RESTORATIVE MATERIALS	PPT PRESENTATION	DR. SHANTANU CHOUDHARI
20	06-09-21	RESTORATIVE MATERIALS	PPT PRESENTATION	DR. PURVA BUTALA
21	16.6.21	SPACE MANAGEMENT	PPT PRESENTATION	DR. SHANTANU CHOUDHARI
22	23.6.21	SPACE MANAGEMENT	PPT PRESENTATION	DR. PURVA BUTALA
23	30.06.21	MEDICALLY COMPROMISED PATIENT MANAGEMENT REVISION	PPT PRESENTATION	DR. PURVA BUTALA
24	8.7.21	MEDICALLY COMPROMISED PATIENT MANAGEMENT REVISION	PPT PRESENTATION	DR. SHANTANU CHOUDHARI
25	15.7.21	REVISION	PPT PRESENTATION	DR. PURVA BUTALA
26	22.7.21	REVISION	PPT PRESENTATION	DR. SHANTANU CHOUDHARI
27	29.7.21	behavior management	PPT PRESENTATION	DR. PURVA BUTALA
28	08-05-21	behavior management	PPT PRESENTATION	DR. PURVA BUTALA
31	08-12-21	behavior management	PPT PRESENTATION	DR. SHANTANU CHOUDHARI
32	08-19-21	stainless steel crowns	PPT PRESENTATION	DR. PURVA BUTALA
33	08-26-21	stainless steel crowns	PPT PRESENTATION	DR. PURVA BUTALA
34	10-07-21	stainless steel crowns	PPT PRESENTATION	DR. PURVA BUTALA
35	10-14-21	restorative dentistry	PPT PRESENTATION	DR. PURVA BUTALA
36	10-21-21	pit and fissure sealants	PPT PRESENTATION	DR. PURVA BUTALA
37	10-28-21	infant oral health	PPT PRESENTATION	DR. SHANTANU CHOUDHARI
38	11-11-21	revision	PPT PRESENTATION	DR. PURVA BUTALA
41	11-18-21	revision	PPT PRESENTATION	DR. SHANTANU CHOUDHARI
42	11-25-21	revision	PPT PRESENTATION	DR. SHANTANU CHOUDHARI
43	12-02-21	MINOR ORAL SURGICAL PROCEDURES	PPT PRESENTATION	DR. PURVA BUTALA
44	12-09-21	MINOR ORAL SURGICAL PROCEDURES	PPT PRESENTATION	DR. PURVA BUTALA
45	12-16-21	MINOR ORAL SURGICAL PROCEDURES	PPT PRESENTATION	DR. PURVA BUTALA
46	12-23-21	MINOR ORAL SURGICAL PROCEDURES	PPT PRESENTATION	DR. PURVA BUTALA
47	12-30-21	Conscious sedation	PPT PRESENTATION	DR. SHANTANU CHOUDHARI
48	01-06-22	Conscious sedation	PPT PRESENTATION	DR. PURVA BUTALA
50	01-13-22	Conscious sedation	PPT PRESENTATION	DR. PURVA BUTALA
51	01-20-22	Diet counselling	PPT PRESENTATION	DR. SHANTANU CHOUDHARI
52	27-01-2022	FLUORIDE	PPT PRESENTATION	DR. SHANTANU CHOUDHARI
53	02-03-22	FLUORIDE	PPT PRESENTATION	DR. PURVA BUTALA
54	02-10-22	FLUORIDE	PPT PRESENTATION	DR. PURVA BUTALA
55	02-17-22	TRAUMA IN PEDIATRIC DENTISTRY	PPT PRESENTATION	DR. PURVA BUTALA
56	02-24-22	TRAUMA IN PEDIATRIC DENTISTRY	PPT PRESENTATION	DR. PURVA BUTALA
57	03-03-22	MINOR ORAL SURGICAL PROCEDURES	PPT PRESENTATION	DR. PURVA BUTALA
58	03-10-22	CHILD PSYCHOLOGY AND BEHAVIOUR MANAGEMENT REVISION	PPT PRESENTATION	DR. SHANTANU CHOUDHARI
59	03-17-22	PEDIATRIC ENDODONTICS REVISION	PPT PRESENTATION	DR. SHANTANU CHOUDHARI
60	03-24-22	MEDICALLY COMPROMISED PATIENT MANAGEMENT REVISION	PPT PRESENTATION	DR. PURVA BUTALA
63	03-31-22	FLUORIDE revision	PPT PRESENTATION	DR. PURVA BUTALA
64	04-28-22	revision	PPT PRESENTATION	DR. PURVA BUTALA
65	05-05-22	revision	PPT PRESENTATION	DR. SHANTANU CHOUDHARI
66	05-12-22	revision	PPT PRESENTATION	DR. PURVA BUTALA
67	05-19-22	revision	PPT PRESENTATION	DR. SHANTANU CHOUDHARI
68	05-26-22	revision	PPT PRESENTATION	DR. PURVA BUTALA

Sr. No.	Date	Topic	Mode of Lecture	Staff Name
1	01-02-20	PREVENTIVE PEDIATRIC DENTISTRY	PPT PRESENTATION	DR. SWATI GOYAL
2	01-09-20	SERIAL EXTRACTIONS	PPT PRESENTATION	DR. SWATI GOYAL
3	01-16-20	GROWTH	PPT PRESENTATION	DR. SWATI GOYAL
4	01-23-20	INTERCEPTIVE ORTHODONTICS	PPT PRESENTATION	DR. SHANTANU CHOUDHARI
5	01-30-20	DEVELOPMENT OF DENTITION	PPT PRESENTATION	DR. SWATI GOYAL
6	02-06-20	DEVELOPMENT OF DENTITION	PPT PRESENTATION	DR. SHANTANU CHOUDHARI
7	02-13-20	CHILD PSYCHOLOGY AND BEHAVIOUR MANAGEMENT	PPT PRESENTATION	DR. SHANTANU CHOUDHARI
8	02-20-20	CHILD PSYCHOLOGY AND BEHAVIOUR MANAGEMENT	PPT PRESENTATION	DR. SHANTANU CHOUDHARI
9	02-27-20	CHILD PSYCHOLOGY AND BEHAVIOUR MANAGEMENT	PPT PRESENTATION	DR. SHANTANU CHOUDHARI
10	07-02-20	REVISION	PPT PRESENTATION	DR. SWATI GOYAL
11	07-09-20	PEDIATRIC ENDODONTICS	PPT PRESENTATION	DR. SWATI GOYAL
12	07-16-20	PEDIATRIC ENDODONTICS	PPT PRESENTATION	DR. SWATI GOYAL
13	07-23-20	STAINLESS STEEL CROWN	PPT PRESENTATION	DR. SHANTANU CHOUDHARI
14	07-30-20	STAINLESS STEEL CROWN	PPT PRESENTATION	DR. SHANTANU CHOUDHARI
15	08-06-20	EARLY CHILDHOOD CARIES	PPT PRESENTATION	DR. SWATI GOYAL
16	08-13-20	EARLY CHILDHOOD CARIES	PPT PRESENTATION	DR. SWATI GOYAL
17	08-20-20	REVISION	PPT PRESENTATION	DR. SHANTANU CHOUDHARI
18	08-27-20	REVISION	PPT PRESENTATION	DR. SWATI GOYAL

Sr. No.	Date	Topic	Mode of Lecture	Staff Name
1	01-03-19	GROWTH	PPT PRESENTATION	DR. SWATI GOYAL
2	01-10-19	INTERCEPTIVE ORTHODONTICS	PPT PRESENTATION	DR. SHANTANU CHOUDHARI
3	01-17-19	DEVELOPMENT OF DENTITION	PPT PRESENTATION	DR. SHANTANU CHOUDHARI
4	01-24-19	DEVELOPMENT OF DENTITION	PPT PRESENTATION	DR. SHANTANU CHOUDHARI
5	01-31-19	CHILD PSYCHOLOGY AND BEHAVIOUR MANAGEMENT	PPT PRESENTATION	DR. SHANTANU CHOUDHARI
6	02-07-19	CHILD PSYCHOLOGY AND BEHAVIOUR MANAGEMENT	PPT PRESENTATION	DR. SHANTANU CHOUDHARI
7	02-14-19	CHILD PSYCHOLOGY AND BEHAVIOUR MANAGEMENT	PPT PRESENTATION	DR. SHANTANU CHOUDHARI
8	02-21-19	CHILD PSYCHOLOGY AND BEHAVIOUR MANAGEMENT	PPT PRESENTATION	DR. SHANTANU CHOUDHARI
9	02-28-19	EARLY CHILDHOOD CARIES	PPT PRESENTATION	DR. SWATI GOYAL
10	03-07-19	EARLY CHILDHOOD CARIES	PPT PRESENTATION	DR. SWATI GOYAL
11	03-14-19	PEDIATRIC ENDODONTICS	PPT PRESENTATION	DR. SWATI GOYAL
12	03-21-19	PEDIATRIC ENDODONTICS	PPT PRESENTATION	DR. SWATI GOYAL
13	03-28-19	PEDIATRIC ENDODONTICS	PPT PRESENTATION	DR. SWATI GOYAL
14	04-04-19	STAINLESS STEEL CROWN	PPT PRESENTATION	DR. SWATI GOYAL
15	04-11-19	FLUORIDE	PPT PRESENTATION	DR. SHANTANU CHOUDHARI
16	04-18-19	FLUORIDE	PPT PRESENTATION	DR. SHANTANU CHOUDHARI
17	04-25-19	TRAUMA IN PEDIATRIC DENTISTRY	PPT PRESENTATION	DR. SWATI GOYAL
18	05-02-19	TRAUMA IN PEDIATRIC DENTISTRY	PPT PRESENTATION	DR. SHANTANU CHOUDHARI
19	05-09-19	MINOR ORAL SURGICAL PROCEDURES	PPT PRESENTATION	DR. SHANTANU CHOUDHARI
20	05-16-19	CHILD PSYCHOLOGY AND BEHAVIOUR MANAGEMENT RE	PPT PRESENTATION	DR. SHANTANU CHOUDHARI
21	05-23-19	PEDIATRIC ENDODONTICS REVISION	PPT PRESENTATION	DR. SHANTANU CHOUDHARI
22	05-30-19	REVISION	PPT PRESENTATION	
23	6-Jun	REVISION	PPT PRESENTATION	
24	06-13-19	REVISION	PPT PRESENTATION	
25	06-20-19	REVISION	PPT PRESENTATION	
26	06-27-19	TRAUMA IN PEDIATRIC DENTISTRY REVISION	PPT PRESENTATION	
27	07-04-19	TRAUMA IN PEDIATRIC DENTISTRY REVISION	PPT PRESENTATION	DR. SHANTANU CHOUDHARI
28	07-11-19	RESTORATIVE DENTISTRY	PPT PRESENTATION	
29	07-18-19	RESTORATIVE DENTISTRY	PPT PRESENTATION	
30	07-25-19	RESTORATIVE DENTISTRY	PPT PRESENTATION	
31	08-01-19	STAINLESS STEEL CROWN	PPT PRESENTATION	
32	08-08-19	STAINLESS STEEL CROWN	PPT PRESENTATION	
33	08-22-19	GINGIVAL AND PERIODONTAL DISEASES	PPT PRESENTATION	
34	08-29-19	GINGIVAL AND PERIODONTAL DISEASES	PPT PRESENTATION	
35	09-05-19	GINGIVAL AND PERIODONTAL DISEASES	PPT PRESENTATION	
36	09-12-19	REVISION	PPT PRESENTATION	
37	09-19-19	REVISION	PPT PRESENTATION	
38	09-26-19	REVISION	PPT PRESENTATION	
39	10-03-19	REVISION	PPT PRESENTATION	
40	10-10-19	CASE HISTORY	PPT PRESENTATION	
41	10-17-19	CASE HISTORY	PPT PRESENTATION	
42	10-31-19	DIAGNOSTIC AIDS	PPT PRESENTATION	
43	11-21-19	DIAGNOSTIC AIDS	PPT PRESENTATION	
44	11-28-19	DIAGNOSTIC AIDS	PPT PRESENTATION	
45	12-05-19	REVISION	PPT PRESENTATION	
46	12-12-19	REVISION	PPT PRESENTATION	
47	12-19-19	REVISION	PPT PRESENTATION	

Sr. No.	Date	Topic	Mode of Lecture	Staff Name
1	06-07-18	HABITS AND ITS MANAGEMENT	PPT PRESENTATION	DR. SHANTANU CHOUDHARI
2	06-14-18	HABITS AND ITS MANAGEMENT	PPT PRESENTATION	DR. SHANTANU CHOUDHARI
3	06-21-18	HABITS AND ITS MANAGEMENT	PPT PRESENTATION	DR. SHANTANU CHOUDHARI
4	06-28-18	SPACE MAINTAINERS	PPT PRESENTATION	DR. SWATI GOYAL
5	07-05-18	preventive and interceptive orthodontics	PPT PRESENTATION	DR. SWATI GOYAL
6	07-12-18	preventive and interceptive orthodontics	PPT PRESENTATION	DR. SHANTANU CHOUDHARI
7	07-19-18	CASE HISTORY	PPT PRESENTATION	DR. SWATI GOYAL
8	07-26-18	CASE HISTORY	PPT PRESENTATION	DR. SWATI GOYAL
9	08-02-18	CASE HISTORY	PPT PRESENTATION	DR. SWATI GOYAL
10	08-09-18	REVISION	PPT PRESENTATION	DR. SWATI GOYAL
11	08-16-18	REVISION	PPT PRESENTATION	DR. SHANTANU CHOUDHARI
12	08-23-18	BEHAVIOUR OF CHILD THEORIES	PPT PRESENTATION	DR. SHANTANU CHOUDHARI
13	08-30-18	BEHAVIOUR OF CHILD THEORIES	PPT PRESENTATION	DR. SHANTANU CHOUDHARI
14	09-20-18	child abuse and neglect	PPT PRESENTATION	DR. SHANTANU CHOUDHARI
15	09-27-18	child abuse and neglect	PPT PRESENTATION	DR. SHANTANU CHOUDHARI
16	10-04-18	PEDIATRIC ENDODONTICS REVISION	PPT PRESENTATION	DR. SWATI GOYAL
17	10-18-18	TRAUMA IN PEDIATRIC DENTISTRY REVISION	PPT PRESENTATION	DR. SWATI GOYAL
18	10-25-18	MEDICALLY COMPROMISED PATIENT MANAGEMENT	PPT PRESENTATION	DR. SWATI GOYAL
19	12-06-18	SPACE MAINTAINERS	PPT PRESENTATION	DR. SWATI GOYAL
20	12-13-18	SPACE MAINTAINERS	PPT PRESENTATION	DR. SWATI GOYAL
21	12-20-18	REVISION	PPT PRESENTATION	DR. SWATI GOYAL

Sr. No.	Date	Topic	Mode of Lecture	Staff Name
1	09-07-17	CHILD PSYCHOLOGY AND BEHAVIOUR MANAGEMENT	PPT PRESENTATION	DR. SHANTANU CHOUDHARI
2	14/09/2017	EARLY CHILDHOOD CARIES	PPT PRESENTATION	DR. SWATI GOYAL
3	21/09/2017	EARLY CHILDHOOD CARIES	PPT PRESENTATION	DR. SWATI GOYAL
4	28/09/2017	PEDIATRIC ENDODONTICS	PPT PRESENTATION	DR. SWATI GOYAL
5	10-05-17	PEDIATRIC ENDODONTICS	PPT PRESENTATION	DR. SWATI GOYAL
6	10-12-17	PEDIATRIC ENDODONTICS	PPT PRESENTATION	DR. SWATI GOYAL
7	10-19-17	STAINLESS STEEL CROWN	PPT PRESENTATION	DR. SWATI GOYAL
8	11-07-17	FLUORIDE	PPT PRESENTATION	DR. SWATI GOYAL
9	11-14-17	FLUORIDE	PPT PRESENTATION	DR. SWATI GOYAL
10	21/11/2017	HABITS AND ITS MANAGEMENT	PPT PRESENTATION	DR. SWATI GOYAL
11	30/11/2017	HABITS AND ITS MANAGEMENT	PPT PRESENTATION	DR. SWATI GOYAL
12	07-12-17	HABITS AND ITS MANAGEMENT	PPT PRESENTATION	DR. SWATI GOYAL
13	14/12/2017	PREVENTIVE PEDIATRIC DENTISTRY	PPT PRESENTATION	DR. SWATI GOYAL
14	21/12/2017	SERIAL EXTRACTIONS	PPT PRESENTATION	DR. SWATI GOYAL
15	01-04-18	TRAUMA IN PEDIATRIC DENTISTRY	PPT PRESENTATION	DR. SHANTANU CHOUDHARI
16	25/01/2018	TRAUMA IN PEDIATRIC DENTISTRY	PPT PRESENTATION	DR. SHANTANU CHOUDHARI
17	02-08-18	MINOR ORAL SURGICAL PROCEDURES	PPT PRESENTATION	DR. SHANTANU CHOUDHARI
18	15-Feb	CHILD PSYCHOLOGY AND BEHAVIOUR MANAGEMENT RE	PPT PRESENTATION	DR. SHANTANU CHOUDHARI
19	22/02/2018	PEDIATRIC ENDODONTICS REVISION	PPT PRESENTATION	DR. SWATI GOYAL
20	03-08-18	TRAUMA IN PEDIATRIC DENTISTRY REVISION	PPT PRESENTATION	DR. SWATI GOYAL
21	15/03/2018	MEDICALLY COMPROMISED PATIENT MANAGEMENT	PPT PRESENTATION	DR. SWATI GOYAL
22	22/03/2018	SPACE MAINTAINERS	PPT PRESENTATION	DR. SWATI GOYAL
23	29/03/2018	SPACE MAINTAINERS	PPT PRESENTATION	DR. SWATI GOYAL
24	04-05-18	REVISION	PPT PRESENTATION	DR. SWATI GOYAL
25	04-12-18	REVISION	PPT PRESENTATION	DR. SHANTANU CHOUDHARI
26	04-19-18	REVISION	PPT PRESENTATION	DR. SHANTANU CHOUDHARI
27	04-26-18	REVISION	PPT PRESENTATION	DR. SHANTANU CHOUDHARI
28	05-03-18	REVISION	PPT PRESENTATION	DR. SHANTANU CHOUDHARI
29	05-10-18	GINGIVAL DISEASES	PPT PRESENTATION	DR. SHANTANU CHOUDHARI
30	05-17-18	GINGIVAL DISEASES	PPT PRESENTATION	DR. SHANTANU CHOUDHARI
31	05-24-18	GINGIVAL DISEASES	PPT PRESENTATION	DR. SHANTANU CHOUDHARI
32	05-31-18	REVISION	PPT PRESENTATION	DR. SHANTANU CHOUDHARI

Government Dental College & Hospital


AHMEDABAD-380016.



Department of Pedodontics And Preventive Dentistry



CLINICAL RECORD BOOK FOR THIRD AND FOURTH YEAR B.D.S.



Name : Dheuti Shah

Year : IV Batch : _____ Roll No : 91

Contact No. : _____

GOVT. DENTAL COLLEGE & HOSPITAL

AHMEDABAD-380016.



Department of Pedodontics and
Preventive Dentistry



CERTIFICATE

This is to Certified that

Mr./Miss Shah Dharti K.

has satisfactorily completed the course of Pedodontics and Preventive dentistry, according to the regulations of Govt. Dental College & Hospital, Ahmedabad for the course of Bachelor of Dental Surgery in the year 2018 - 2019


Head Of Department


Staff In-charge

Date : 24/7/2019

Sr. No	Year	Term	Clinical Posting			Lectures		Total Attendance	% of Attendance
			Duration	Attendance	Sign	Attendance	Sign		
<u>1</u>	<u>Third</u>	<u>1st</u>	21/8/17 to 23/9/17	9 1/2 /10	20/8/17 22/9/17				
<u>2</u>		<u>2nd</u>	14/2/18 to 28/2/18	4 /10	20/2/18 28/2/18				
<u>3</u>	<u>Fourth</u>	<u>1st</u>	17/12/18 to 31/12/18	8 /10	17/12/18 31/12/18				
<u>4</u>		<u>2nd</u>	24/4/19 to 1/5/19	8 1/2 /10	24/4/19 1/5/19				

Staff In-charge

WORK SUMMARY

SR. No.	PROCEDURE	THIRD YEAR		FOURTH YEAR		TOTAL
		1 ST TERM	2 ND TERM	1 ST TERM	2 ND TERM	
1.	Case History	-	-	1	1	
2.	GIC Restoration	1	-	5	2	
3.	Silver Amalgam Restoration	-	-	-	-	
4.	Oral Prophylaxis	-	-	-	-	
5.	Tooth Bleaching	-	-	-	-	
6.	Extraction	-	-	-	-	
7.	Topical Fluoride Application	-	-	-	-	
8.	Pit & Fissure Sealant	-	-	-	-	
9.	Discussions Taken	4	2 (Que - Ans)	1	3	
10.	Discussions Attended	3	2	1	2	
11.	Other	Model work				
12.	Sign	2/28/17 2/21/17	2/28/18 2/21/18	3/12/18 3/12/18	3/12/18 1/5/19	

Staff In-charge

TERM ENDING ASSESSMENT REPORT

Sr. No.	Year	Term	Marks Obtained		Sign	Total Marks	%
			History	Theory Viva			
1	Third	1 st	—	4/10	21/9/27 21/9/27		
2		2 nd	—	4/10	21/9/28 22/9/28		
3	Fourth	1 st	5/10	5/10	Munali 31/10/18		
4		2 nd	7/10	6/10	Karater 31/5/19		

Staff In-charge

History-1

* General information:-

Reg. No:- 44861

Name:- Mohamad Hathi

Age:- 7 years

sex:- Male

Date:- 29/12/18

Birth date:- 28/6/12

School & Standard:- Jamali School, HKG.

Address:- Kutan mil char nasta, Saraspur, Ahmedabad.

Mother Tongue:- Gujarati.

Name of the Parent:- Tasnim

Relationship with Guardian:- Mother

Source of information:- Himself & mother

Chief complaint:-

→ Pt complains of decayed teeth since 3 months.

History of Present illness:-

→ Patient was relatively asymptomatic before 3 months. Then he noticed discoloration of teeth due to decay. So he came to civil hospital for check up.

→ past medical history:- Not relevant

→ past Dental history:- not there

→ Social & family history:- not significant

→ Personal history:-

Behavior:- Frankel's behavior rating
- Definitely positive

Brushing technique details:- Horizontal brushing technique once a day with fluoridated tooth paste.

⇒ Prenatal History:-

- Drug intake during pregnancy - Normal
- No any illness during pregnancy.

⇒ Natal History:-

- Full term birth is there.
- Type of delivery:- Normal
- Birth cry:- Immediate
- Natal teeth:- Absent

⇒ Post Natal History:-

- Feeding:- Breast fed
- Duration:- 1 & half year
- Frequency:- 5-6 times
- Weaning:- After 1 year

Habits:- No any Habit

Milestones:- Normal

Vaccination:- completed.

Diet History

Time	Item	
7:00 AM	Biscuit, milk	I
10:00 AM	Roti, Sak	I
1:00 PM	Roti, Sak	I
8:00 PM	Dal, Roti	I

→ In between meals:- chocolates,

Type:- solid sticky,

- 4 x 20

= 80 min Time of exposure.

→ Examination:-

→ General Physical Assessment:-

- Build, Height, weight, heart, pulse, respiratory rate, temperature are normal

→ Sheldon's somato Type:- Ectomorphic

→ Extra oral Examination:-

Shape of the Head → mesencephalic

- Tong examination - normal
- lymphnodes → not enlarge
- Lips - competent
- Speech - Normal

→ Intra oral Examination:-

→ soft tissue Examination:-

- lip, oral mucosa, cheek, tongue, vestibule, floor of mouth, palate are normal.

→ Hard tissue Examination:-

Teeth present:- 22

PDS Notation:-

55	54	53	52	51	61	62	63	64	65		
46	85	84	83	82	81	71	72	73	74	75	36

→ Occlusion:-

→ Angle's class I molar occlusion

→ Dental Age:- 67 years

→ Teeth decayed:-

55	54	52	51	61	62	
				85	74	75

→ Teeth missing:- 0

→ Teeth filled:- 0

→ ~~defect~~ → 9
defect

→ Provisional diagnosis:-

proximal caries int $\frac{5554525162}{7475}$

chronic irreversible pulpitis int $\frac{61}{85}$

→ Investigation:-

→ Adv. IOPA int $\frac{61}{85}$

→ Radiolucency seen in the whole pulp of 85.

→ Final Diagnosis:-

chronic irreversible pulpitis int $\frac{61}{85}$

proximal caries int $\frac{5554525162}{7475}$

⇒ Treatment plan:-

1) pulpectomy int $\frac{61}{85}$

2) GIC restoration int $\frac{5554525162}{7475}$

⇒ Preventive / Preparatory:-

→ fluoride application. (varnis form)
At home / office

⇒ Restorative:-

→ GIC Restoration

⇒ follow ups.

⇒ Home care instruction:-

→ Avoid sticky food.

→ Brushing twice daily with fluoridated and once with a non-fluoridated tooth paste.

Investigation:-

→ Intraoral periapical Radiograph of Mandibular ~~ref~~ Right posterior region shows radiolucent area involving enamel, dentin & pulp in deciduous second molar.

~~Opinion~~
6/12/18.

* General information:

Reg. No: 15652

Name: Ajay Kanubhai Patil

Age: 10 years

Sex: Male

School & standard: Adarsh school, 4th standard

Address: Asarwa, Chamanpura, Ahmedabad.

Mother tongue: Gujarati

Source of information: Himself & Mother

Chief complaint:

→ Patient complains of food lodgement in his lower left back tooth region, since 6 days.

→ History of present illness:

→ Patient was relatively asymptomatic before 6 days. Then he noticed food lodgement in lower back tooth region, so he came to civil hospital.

→ Past medical history: Not relevant→ Past dental history: GIC done in 75 before 1 year.→ Social & family history: Not significant→ Personal history:Behavior: Frankel's behavior rating
Definitely positiveBrushing technique details: Horizontal brushing technique once a day with fluoridated tooth paste.→ Prenatal history:

Drug intake during pregnancy - Normal

→ No any illness during pregnancy

- full term birth
- Type of delivery - Normal
- Birth cry - Immediate
- Natal teeth - Absent

→ Post Natal History:

feeding - Breast feed

Duration - 6 months

frequency - 3 times

Weaning - 9 months

Habits - No any habits

Milestones - Normal

Vaccination - completed

Diet History:

Time	Item	
8:00 AM	Puri, Tea*	1
12:00 PM	Roti, Vegetable*	1
8:00 PM	Khichdi, Bhoot	0

In between meals! - chocolate 1

Type - solid sticky

= 3x20

= 60 min Time of exposure.

→ Examination:

→ General physical Assessment:

→ Built, Height, weight, Gait, pulse, Respiratory rate, Temperature are normal.

→ sheldon's somato type: - Ectomorphic

→ Extra oral Examination:

Shape of the head - mesencephalic

TMJ Examination - Normal

Lymphnodes - Not enlarge

lip - competent

speech - Normal

→ Sublingual Examination:

→ Soft tissue examination:

→ lip, oral mucosa, cheek, tongue, vestibule, palate are normal.

→ Hard tissue Examination:

Teeth present: 24
Type of dentition: mixed

FDI Notation:

16 55 54 53 12 11 21 22 63 64 65 26

~~46 85 84 83 42 41 81 32 73 74 75 36~~

→ Occlusion:

→ Angle's class I molar relation

Dental Age: 9-10 years

→ Teeth Decayed: 54, 55, 75

→ Teeth missing: 0

→ Teeth filled: 0

left - 3

→ Provisional diagnosis:

chronic reversible pulpitis 75

caries 54 55

→ Investigation:

~~At~~ IOPA int 75

Intraoral periapical Radiograph shows mandibular left posterior teeth region, including permanent first molar & deciduous first and second molar.

→ Radiolucency seen in the deciduous molar which is suggestive of restorative material.

- 35 → 7th Stage (one third of root completed)
- 34 → 8 Stage (two third of root completed)
- 37 → crown almost completed.

→ Final Diagnosis:-

chronic reversible pulpitis in 75.
cavities 54, 55

→ Treatment:-

- 1) Systemic - no medicine needed.
 - 2) Pulpotomy in 75.
 - 3) GIC restoration 54, 55.
- Preventive / preparatory:-
→ fluoride application.
- Restorative - GIC restoration.
- follow up.

→ Home care instructions:-

- Avoid sticky food.
- Brushing twice daily with fluoridated and once with a non-fluoridated tooth paste.

~~Arati~~
11/11/19

DISCUSSION

DATE	TOPIC	MARKS OBTAINED	SIGNATURE
18/4/19	History taking		<u>Neeraj</u> 18/4/19
25/4/19	Habit		} <u>Neeraj</u> 15/4/19
26/4/19	fear, Anxiety, phobia		
30/4/19	Trauma.		

CASE HISTORY

OPD No.	DATE	PATIENT'S NAME	AGE/SEX	DIAGNOSIS	SIGNATURE
AH861	29/12/18	Mohamad	7/Male	chronic irreversible pulpitis $\frac{61}{85}$	<i>[Signature]</i> 29/12/18
15652	30/4/19	Ajay Patni	10/m	chronic reversible pulpitis 75	<i>[Signature]</i> 11/5/19

RESTORATIVE WORK

OPD No.	DATE	PATIENT'S NAME	AGE/SEX	CAVITY PREPARATION	BASE	FILLING	SIGN.
	31/8/17	Mandibular complete occlusal		47 47	Model work		M. Nandi 31/8/17
	4/9/17	Maxillary complete occlusal		26	Model work done		31/8/17
34156	19/9/17	Khadija	6/F	3 rd year - 1 st term 75 $\frac{1}{E}$	-	GIC	20/8/17 4/9/17 20/9/17
11156	17/12/18	Aditya	6/m	IV year - 1 st term 55, 54	GIC	GIC	17/12/18
31186	18/12/18	Rahul	10/m	55 Class II	GIC	GIC	
44861	29/12/18	Mohamad	6/m	class II 74, 75 IV year - 2 nd term		GIC	31/12/18
4930	25/4/19	Harun	10/m	occlusal GIC 65 (Pit)		GIC	K. Patel 11/5/19
15652	30/1/19	Ajay	10/m	GIC 54, 55		GIC	

Government Dental College & Hospital

AHMEDABAD-380016.



Department of Pedodontics And Preventive Dentistry



CLINICAL RECORD BOOK FOR THIRD AND FOURTH YEAR B.D.S.



Name : _____

Year : _____ Batch : _____ Roll No : _____

Contact No. : _____

GOVT. DENTAL COLLEGE & HOSPITAL

AHMEDABAD-380016.



Department of Pedodontics and
Preventive Dentistry



CERTIFICATE

This is to Certified that

Mr./Miss Arneesh A. Saxena

has satisfactorily completed the course of Pedodontics and Preventive dentistry, according to the regulations of Govt. Dental College & Hospital, Ahmedabad for the course of Bachelor of Dental Surgery in the year 20 - 20 .

Head Of Department

Staff In-charge

Date : / / 201

Sr. No	Year	Term	Clinical Posting			Lectures		Total Attendance	% of Attendance
			Duration	Attendance	Sign	Attendance	Sign		
1	Third	1 st	24/8/17 to 23/9/17	6/10	Zahid Zahid				
		2 nd							
3	Fourth	1 st	-	7/10	Quany 21/12/18				
		2 nd	24/4/19 15/19	10/10	Quany Quany				
4									

Staff In-charge

WORK SUMMARY

SR. NO.	PROCEDURE	THIRD YEAR		FOURTH YEAR		TOTAL
		1 ST TERM	2 ND TERM	1 ST TERM	2 ND TERM	
1.	Case History	-	-	1	1	
2.	GIC Restoration	1	1	5	3	
3.	Silver Amalgam Restoration	-	-	-	-	
4.	Oral Prophylaxis	-	-	-	-	
5.	Tooth Bleaching	-	-	-	-	
6.	Extraction	-	-	-	-	
7.	Topical Fluoride Application	-	-	-	-	
8.	Pit & Fissure Sealant	-	-	-	-	
9.	Discussions Taken	4	2	1 (History)	3	
10.	Discussions Attended	2	1	1	3	
11.	Other	Model work	-	Abadi	-	
12.	Sign	7	2	5	3	

15/11/19
~~ABADI~~
~~ABADI~~

Staff In-charge

TERM ENDING ASSESSMENT REPORT

Sr. No.	Year	Term	Marks Obtained		Sign	Total Marks	%
			History	Theory Viva			
1	Third	1 st	—	1.5/10	2/8/18 22/9/18		
2		2 nd					
3	Fourth	1 st	8/10	8/10	Querry 3/11/18		
4		2 nd	6 ¹ / ₂ /10	8/10	3/11/18 1/5/19		

Staff In-charge

HISTORY (I)

General Information

- case no: 44860
- Name: Mohammad Husain
- Age: 11 years
- Sex: Male
- School: Jamal English Medium School
4th Standard
- Address: Jamshedpur H Rasta
- Date: 29/12/18
- Birth date: 20/5/17
- Guardian: Mother
- Mother tongue: Gujarati

c/o: Pt c/o decayed tooth in lower right
back tooth region

H/OI: Pt was relatively asymptomatic before 4 months then his mother noticed loosening of the tooth and the patient complained of mild headache and tooth-ache. Pt had undergone school-check-up before 1 month and had diagnosed with multiple caries in one month. So patient decided to visit civil hospital Barwa on 22/12/18 and was advised for X-ray for the same.

• Past medical history: H/O of epilepsy at the time of birth and patient was admitted for 4-5 days
Pt was ↓ medication for 3 months

• Past Dental history: Not significant

• Personal history: Frank & polite behaviour
Pt is not interactive but is not resisting in any of the treatment or questions.

• Prenatal history: Ca⁺⁺ tablet only

• Natal history: No presence of natal teeth
immediate cry
normal delivery
No congenital abnormality
Full term infant.

• Post Natal: breast feeding 1 1/2 years
weaning 1 year

• Habits: Not significant

• milestones: normally achieved

• Diet: Breakfast: 7:am: Tea toast = 1
lunch: 12:pm: Dal, roti, vegetable = 1
snacks: 4pm: real biscuit = 1
dinner: 8:pm: dal, rice = 1

• Type: solid-sticky

• 4x20 = 80 minutes

- General Examination:
I have examined the patient in proper light and exposure, it was aware of time place and person. It is well built and well nourished with normal gait and respiratory rate and temperature.
It is feeling good today.

• Sheldon's somatotype → mesomorphic

- External examination:
shape of head: mesocephalic with normal bilateral facial symmetry.
- TMJ examination: normal and submandibular lymph nodes are non palpable and non tender.
- Facial profile: straight with competent symph and normal speech
- Intraoral examinations
no abnormalities detected in
lip
cheek
tongue
vestibule
floor of mouth
palate
- * Mucosa deviated towards left side.

- Normal gingiva and tongue
- Hard tissue examination

NO of teeth acc FDI .16 55 54 53 12 11 21 22 63 64 65 26
 46 85 44 83 42 41 31 32 73 74 75 76
 43 33


NO of teeth = 26

Occlusion : mesial step.

Angles Class I molar occlusion

~~No primate space or physiologically space present~~

last erupted tooth



estimated dental age = 11-12 years

The given radiograph is of maxillary left back teeth region showing a radiograph showing 22, 63, 64, 65 and developing 23, 24, 25

There is presence of ~~an~~ occlusal radiolucency in relation to 63 and 64 which shows occlusal caries in relation to the tooth

• ~~Def~~ under:

d = 5

e = 0

f = 0

def score = 5

Final diagnosis.

- chronic reversible pulpitis it 75, 85, 63, 64
- chronic irreversible pulpitis it 84
- root piece it 74

• Treatment

- ① GIC restoration it 63, 64, 85

② Extraction it 74, 84

- preventive: diet instruction to patient and parent

pt is recalled after 6-8 weeks

pt is advised to avoid sticky food in between in between meals and use fluoridated toothpaste three times a day with modified bass method of toothbrushing

Surin
31/12/18

History (2)

Name = Yash Popatbhai Prajapati
Case no = 9953
Age = 11 years
School = Aadarsk Prathamik school
Address = 140 Ambikanagar, Meghaminagar
Mother Tongue = Gujarati
Guardian = Mother
Source of info = Patient and Guardian

Chief Complaint = Patient complaint of pain in upper right back tooth region since 1 month

HPI = Patient was asymptomatic before 3 years. Then his ~~developed~~ pain in other ~~teeth~~ noticed blackening of teeth and consulted to a private dentist and was treated with removal of tooth. Then after tooth complaint was again aggravated in the upper right back tooth region which was dull continuous, persistent and with complaint of inflammation. Thus parents decided to visit civil hospital asauwa before 2-3 months. Nowby treatment is ongoing.

- Past medical history: Congenitally partially tilted neck treated surgically
- Past dental history: Pain in upper right and left back tooth region before 3 years treated by extraction of teeth
- Family history: 2 siblings
2 sisters
1 elder = 13 years
1 younger = 9 years

• Personal history
Frank's behaviours = 03 positive
It is cooperative and responds well to the questions

Brushing: twice a day by horizontal method of toothbrushing

Prenatal history: NO H/O hospitalizations, illness to the mother
H/O Ca⁺⁺ tablet and vitamin tablet intake

Natal history: Normal delivery
9 months

Post Natal history: NO H/O hospitalization
H/O deviated neck to right side treated surgically at age of 3^{1/2} years

No H/O habits

Breast feeding = til 1^{1/2} years

Weaning = 2 years

DIET

Breakfast : 9:00 am - Tea & Roti = 1
lunch : 12:00 pm - vegetable Roti = 1
dinner : 8:00 pm - vegetable Roti = 1
In between : - fruits biscuit = 1

caries exposure = $20 \times 4 = \underline{\underline{80 \text{ minutes}}}$

General Examination

I have examined the patient in normal light and exposure. Pt is well built and well nourished. Pt is well aware of time, place and person.

Seldoms somatotype = mesocephalic

Height }
weight } NAD
gait }
built }

Extra-oral examinations

Head : mesocephalic

Normal bilateral facial symmetry but right ear is inferiorly placed

TMJ = No sound heard on inspection
NO sound felt on palpation

Lymphnode: submandibular lymphnode not palpable.

facial profile = convex
 lips = competent
 speech = normal

Intraoral examination

Soft tissue

lips
 floor of mouth
 Tongue
 Uvula
 Buccal mucosa

} NAD

gingiva = dark pink discoloration
 = firm and resilient. single well
 defined swelling present in 56
 region which is painful on
 palpation

Hard tissue examination

No of teeth = 23
 dentition = mixed.

Notation

16	55	14	53	12	11	21	22	23	63	64	24	26
46	85	84	83	42	41	31	32	73	74	75	36	

Dental age = 12-13 years (24)

root piece = 65

decayed = $\frac{55 \ 53 \ 63 \ 64}{84 \ 73 \ 74 \ 36}$

missing = -

filled = -

DMFT = 7

deft score = 7

Treatment

Restorative Treatment

adv GIC restoration 1st 36, 53, 63, 73, 74.

Endodontic treatment

adv Pulpectomy 1st 55, 64

~~Extraction~~ 1st 65, 84

Preventive treatment

It is advised to brush with modified Bass method 3 times a day.

2 times with fluoridated toothpaste



1 time with non fluoridated toothpaste

Kapita
1/5/15

DISCUSSION

DATE	<u>TOPIC</u>	MARKS OBTAINED	SIGNATURE
25/4/19	Habit		} Zs861 265/119
26/4/19	Fear Anxiety phobia		
30/4/19	Trauma		

CASE HISTORY

OPD No.	DATE	PATIENT'S NAME	AGE/SEX	DIAGNOSIS	SIGNATURE
44860	29/12/18	Mohammad Hussain	44	chronic rev. pulpitis 85, 89 63, 64 chronic irreversible pulpitis ext ⁿ 74, 94	 Hussain 31/12/18
9953	30/4/19	Yash Prayapati	11	chronic rev. pulpitis 1st 53, 63, 73, 74 36 chronic 1st pulpitis 55, 64, 74	 Prayapati 1/5/19


RESTORATIVE WORK

OPD No.	DATE	PATIENT'S NAME	AGE/SEX	CAVITY PREPARATION	BASE	FILLING	SIGN.
	12/9/17	Maxillary 1 st Molar		Class 1 separate (mesial & Distal)		Model work	<i>Jhuri</i> 12/9/17
	15/9/17	Mandibular 1 st molar		class 1		model work	<i>Jhuri</i> 15/9/17
1	18/9/17	<u>III</u> rd Ishanvi Vasaiya	year	1 st term <u>85</u>	GIC	restoration	<i>Jhuri</i> 18/9/17
2		<u>IV</u> year		1 st Term			
2	17/12/18	Rahul Thoran	09 years	class I 64 class II 75	GIC	restoration 64, 75	<i>Jhuri</i>
3	18/12/18	Kulsum	07 year	class I 65	GIC	restoration 65	<i>Jhuri</i>
4	29/12/18	Hussain	11 year	class II 63 64	GIC	restoration 63, 64	<i>Jhuri</i> 29/12/18
		<u>IV</u> year		2 nd term			
1	25/4/19	Sabehi	6 year	class I 75	GIC	restoration	<i>Khatu</i> 15/5/19
2	27/4/19	Jumaid	8 year	class II 64	GIC	restor	<i>Khatu</i> 15/5/19
3	30/4/19	Yash	11 year	class V 73	GIC	restor	<i>Khatu</i> 15/5/19

DEPARTMENT OF PEDODONTIA

3.3.2 (QnM) Average number of PhD/DM/M.Ch/PG degrees in the respective disciplines awarded per recognized PG teachers* of the Institution during the last five years

No	Name of Degree	Name of the PhD/DM/M.Ch/PG scholar	Name of the Department	Name of the guide	Title of the thesis	Year of registration of the scholar	Year of award of PhD/DM/M.Ch/PG degree
* Eligible PG teachers are those who are recognized as PG/PhD guides by the University / respective Regulatory Bodies							
1	PHD	Dr.Sweta Waghela	Pedodontics and Preventive Dentistry	Dr.Shantanu Choudhari	Pre surgical Naso alveolar moulding by Gayson's technique and Figueroa technique prior to Unilateral cleft lip and palate	2020	
2	PHD	Dr.Vaibhav Kotecha	Pedodontics and Preventive Dentistry	Dr.Shantanu Choudhari	Painless tooth extraction by Jaladhara Bandha Yoga in Children	2020	
3	PHD	Dr.Vishakha Kataria	Pedodontics and Preventive Dentistry	Dr.Shantanu Choudhari	Evaluation of Parental Satisfaction and clinical outcomes of stainless steel and zirconia crowns in primary molars : a randomized clinical study	2020	
4	PG	Dr.Khyati Shah	Pedodontics and Preventive Dentistry	Dr.Shantanu Choudhari	An Estimation of Blood Lead level and its correlation to occurrence of Dental caries in children of 8-12 years of age	2013	
5	PG	Dr.Manthan Patel	Pedodontics and Preventive Dentistry	Dr.Shantanu Choudhari	An Estimation of Salivary Lead level and its correlation to occurrence of Dental caries in children of 8-12 years of age	2013	
6	PG	Dr.Saptak Shah	Pedodontics and Preventive Dentistry	Dr.Shantanu Choudhari	An Assessment of parent satisfaction of oral health care delivery for their child in department of Pedodontia and preventive dentistry, Government dental college and hospital, Ahmedabad, Gujarat	2013	
7	PG	Dr.Chirag Vaghela	Pedodontics and Preventive Dentistry	Dr.Shantanu Choudhari	Dental age estimation by using Nolla's method and Demirjian's method- A comparative study	2014	
8	PG	Dr.Sandip Saxena	Pedodontics and Preventive Dentistry	Dr.Shantanu Choudhari	Comparison of root length values determined by two different types of electronic apex locator and paralleling radiographic method in primary mandibular second molars of children of 3 to 7 years age group	2014	
9	PG	Dr.Parikrama Solanki	Pedodontics and Preventive Dentistry	Dr.Shantanu Choudhari	The prevalence of dental caries and gingival disease in institutionalized special children of 6-12 years of age in Ahmedabad city	2014	
10	PG	Dr.Gaurav Vispute	Pedodontics and Preventive Dentistry	Dr.Shantanu Choudhari	Caries experience and dental treatment needs in children with congenital heart diseases in Gujarat population	2015	2018
11	PG	Dr.Kawaleet B	Pedodontics and Preventive Dentistry	Dr.Shantanu Choudhari	Evaluation of Stress reducing effect of Audio and Audiovisual distraction techniques during various treatment procedures in anxious pediatric dental patients.	2015	2018
12	PG	Dr.Bhavna Verma	Pedodontics and Preventive Dentistry	Dr.Shantanu Choudhari	Comparative evaluation of clinical outcome of pulpotomy in primary molars treated with Formocresol, pulpotec and biodentine-6 month follow up study	2015	2018
13	PG	Dr.Rupinder	Pedodontics and Preventive Dentistry	Dr.Shantanu Choudhari	Age estimation using Cameriere's method	2016	2019
14	PG	Dr.Suchita	Pedodontics and Preventive Dentistry	Dr.Shantanu Choudhari	An in vitro evaluation of compressive strength of newer nano composite materials	2016	2019
15	PG	Dr.Dipak Sharma	Pedodontics and Preventive Dentistry	Dr.Shantanu Choudhari	Influence of rubber dam on physiological parameters of stress in children of 7 to 10 years of age - an in vivo study	2016	2019
16	PG	Dr.Sweta Waghela	Pedodontics and Preventive Dentistry	Dr.Shantanu Choudhari	The Influence of Resin infiltration system on Enamel micro hardness and surface roughness of White spot lesions after debonding of Orthodontic brackets	2017	2020
17	PG	Dr.Chetana Patel	Pedodontics and Preventive Dentistry	Dr.Shantanu Choudhari	Clinical and Radiographical evaluation of Modified 3 mix plus Dexamethasone paste and melapex in pulpally involved primary molars- an in vivo study	2017	2020
18	PG	Dr.Bhargavi Patel	Pedodontics and Preventive Dentistry	Dr.Shantanu Choudhari	Clinical and radiographic evaluation of single versus multi visit pulpectomy treatment in primary teeth with apical periodontitis.	2017	2020
19	PG	Dr.Milind	Pedodontics and Preventive Dentistry	Dr.Shantanu Choudhari	Comparative evaluation of the clinical and radiographic success rate of the anti oxidant mix as a new pulpotomy medicament versus MTA pulpotomy medicament for primary molars in the age group of 6 to 8 years - an in vivo study	2018	2021
20	PG	Dr.Rita	Pedodontics and Preventive Dentistry	Dr.Shantanu Choudhari	Comparative study of antimicrobial effect of Chlorhexidine and propolis as an intracanal medicament in primary molar	2018	2021
21	PG	Dr.Haresh	Pedodontics and Preventive Dentistry	Dr.Shantanu Choudhari	Warning of Local anaesthetic - A brimful approach to pain control	2018	2021
22	PG	Dr.Khyati K Abhangi	Pedodontics and Preventive Dentistry	Dr.Shantanu Choudhari	Salivary Alkaline Phosphatase activity : A bio chemical marker for skeletal maturity and growth prediction . An in vivo study	2019	
23	PG	Dr.Jigyasha Saklecha	Pedodontics and Preventive Dentistry	Dr.Shantanu Choudhari	Efficacy of Midazolam nasal spray and Nitrous oxide - Oxygen combination as a sedative agent in children	2019	
24	PG	Dr.Parth Chhabria	Pedodontics and Preventive Dentistry	Dr.Shantanu Choudhari	Identification of Copper , Zinc , Lead & Selenium in saliva and its association with Dental Caries in 4 to 9 years old children.	2019	
25	PG	Dr.Sujith Gopalan	Pedodontics and Preventive Dentistry	Dr.Shantanu Choudhari	Clinical assessment and estimation of Salivary Nitric Oxide level and its relation to Dental Caries in Cardiac Compromised Children.	2020	
26	PG	Dr.Jigna Vaghasiya	Pedodontics and Preventive Dentistry	Dr.Shantanu Choudhari	Complete vs Incomplete Caries removal procedures and their effects on dental Pulp in Primary teeth - an in vivo study	2020	
27	PG	Dr.Kinjal Vekariya	Pedodontics and Preventive Dentistry	Dr.Shantanu Choudhari	Ferritin as a Predictive Salivary Marker for ECC - III	2020	


Dr. Shantanu R. Choudhari (M.D.S.)
 Professor and Head
 Department of Pedodontia
 Govt Dental College & Hospital
 AHMEDABAD-16

Key Indicator - 3.4 Extension Activities

3.4.1 (QnM) Number of extension and outreach activities carried out in collaboration with National and International agencies, industry, community, Government and Non-Governmental Organizations engaging NSS/NCI/Red Cross/YRC/Institutional club etc. during the last five years.

3.4.2 (QnM) Average percentage of students participating in extension and outreach activities engaging NSS/NCI/Red Cross/YRC/Institutional club etc. during the last 5 years.

No	Year	Name of the activity	Organising unit/ agency/ collaborating agency	Number of students participated in such activities	Number of teachers participated in such activities	Total Participants	Link for Central photo
1	2016-17	Dental Awareness and Treatment Camp	Jahnagar pura, shala no 1, Asarva, Ahmedabad	14	4	18	
2	2016-17	Dental Awareness and Treatment Camp	GMERS Medical college and general hospital, Vadnagar	3	1	4	
3	2016-17	Dental health education and diagnosis	Academic: height public school, Isanpur, Ahmedabad	15	4	19	
4	2016-17	Dental Awareness and Treatment Camp	Shree Rajendrastr Nopaji Lakhrajji Eye hospital, Mohankheda, Madhya Pradesh	3	1	4	
5	2016-17	Dental health education and diagnosis	Dhwan ballubhai School, Paldi, Ahmedabad	14	4	18	
6	2016-17	Dental checkup camp	Central excise bhawan, Panjarapole, ahmedabad	8	2	10	
7	2016-17	Dental Awareness and Treatment Camp	Jehangirpura shala no3, Asarva, Ahmedabad	15	4	19	
8	2016-17	Dental health education and diagnosis	Pranavand Vidya Mandir, Ashram Road, Ahmedabad	12	4	16	
9	2016-17	Dental Awareness and Treatment Camp	Saraswati kanya vidyalay, kalikund, Dhoka	7	2	9	
10	2016-17	Dental Awareness and Treatment Camp	Borji Primary school, Borji, Gandhinagar	16	4	20	
11	2016-17	Dental Awareness and Treatment Camp	Miroli Village, Dholka, Ahmedabad	2	1	3	
12	2016-17	Dental Awareness and Treatment Camp	RTO, Subhash bridge, Ahmedabad	3	2	5	
13	2016-17	Dental Awareness and Treatment Camp	Jolana, Dist- Mehsana	3	1	4	
14	2016-17	Dental health education and diagnosis of students	IIT, Palaj, Gandhinagar	4	2	6	
15	2016-17	Dental health education and diagnosis of students	IIT, Palaj, Gandhinagar	6	3	9	
16	2016-17	Oral cancer screening	CHC Rah, Ta- Tharad, District- Banaskantha	2	1	3	
17	2016-17	Oral cancer screening	CHC Memadpur Ta- Valgam Dist- Banaskantha	2	1	3	
18	2016-17	Dental Awareness and Treatment Camp	Ansh Kanya Prakash Granh, Memnagar, Ahmedabad	3	4	7	
19	2016-17	Dental Awareness and Treatment Camp	Ganesh party plot, Kalol	2	1	3	
20	2016-17	Dental Awareness and Treatment Camp	Somnath, Secondary school, Dodasa, Una, Gri- Somnath	2	2	4	
21	2016-17	Dental Awareness and Treatment Camp	Kalyan pushli haveli, vasitrapur, ahmedabad	3	2	5	
22	2016-17	Dental Awareness and Treatment Camp	Vyas wadi, Naroda-Kathwada road, Naroda, ahmedabad	2	1	3	
23	2016-17	Diagnosis and Treatment Camp	Sebarmani Central Jail	2	1	3	
24	2016-17	Diagnosis and Treatment Camp	Sebarmani Central Jail	2	1	3	
25	2016-17	Diagnosis and Treatment Camp	Sahumati Central Jail	2	1	3	
26	2016-17	Diagnosis and Treatment Camp	Sahumati Central Jail	2	1	3	

58	2016-17	Dagnosis and Treatment Camp	Subarnati Central Jail		2		1		3
59	2016-17	Dagnosis and Treatment Camp	Subarnati Central Jail		2		1		3
60	2016-17	Dagnosis and Treatment Camp	Subarnati Central Jail		2		1		3
61	2016-17	Dagnosis and Treatment Camp	Subarnati Central Jail		2		1		3
62	2016-17	Dagnosis and Treatment Camp	Subarnati Central Jail		2		1		3
63	2016-17	Dagnosis and Treatment Camp	Subarnati Central Jail		2		1		3
64	2016-17	Dagnosis and Treatment Camp	Subarnati Central Jail		2		1		3
65	2016-17	Dagnosis and Treatment Camp	Subarnati Central Jail		2		1		3
66	2016-17	Dagnosis and Treatment Camp	Subarnati Central Jail		2		1		3
67	2016-17	Dagnosis and Treatment Camp	Subarnati Central Jail		2		1		3
68	2017-18	Dental Awareness and Treatment Camp	Vishwa Vidyalaya, Asarwa, Ahmedabad		14		4		18
69	2017-18	Dental Awareness and Treatment Camp	BSF Camp, Nadabet, Banaskantha		2		2		4
70	2017-18	Dental Awareness and Treatment Camp	H B Kapadia, Delhi darwaja		15		4		19
71	2017-18	Dental Awareness and Treatment Camp	Mahatma Gandhi ashram gujarati school no.1		15		4		19
72	2017-18	Dental Awareness and Treatment Camp	Rabari Vas, Navrangpura		4		2		6
73	2017-18	Dental Awareness and Treatment Camp	Kuha Primary School, Kuha, Ahmedbad		2		2		4
74	2017-18	Dental Awareness and Treatment Camp	Manav Sadhana, Ramdev pir no teero, Vadiji, Abad		8		4		12
75	2017-18	Dental Awareness and Treatment Camp	Sherkhi for students of Akshar trust for deaf and dumb, Anand		6		3		9
76	2017-18	Dental Awareness and Treatment Camp	Manav Sadhana, Kiran center, subarnati, Abad		3		4		7
77	2017-18	Dental Awareness and Treatment Camp	CHC, Randheja, Gandhinagar		2		2		4
78	2017-18	Dental Awareness and Treatment Camp	NSS camp at bhal, Gandhinagar		4		2		6
79	2017-18	Dental Awareness and Treatment Camp	Subarnati central Jail, Ahmedabad		3		1		4
80	2017-18	Dental Awareness and Treatment Camp	Gokulpura Primary School, Gokulpura, Dis-Gandhinagar		7		1		8
81	2017-18	Dental Awareness and Treatment Camp	Svachast foundation, Navrangpura, Ahmedabad		8		3		11
82	2018-19	Dental Awareness and Treatment Camp	Helpline education home, navrangpur, ahmedabad		2		1		3
83	2017-18	Dental Awareness and Treatment Camp	Subarnati central Jail camp female		2		1		3
84	2017-18	Dental Awareness and Treatment Camp	BSF Camp, Nadabet, Banaskantha		4		2		6
85	2017-18	Dental health education and diagnosis of 340 students	Vishwa Vidyalaya, Asarwa, Ahmedabad		13		4		17
86	2017-18	Dental Awareness and Treatment Camp	Manav Sadhana, Shilpaur		3		4		7
87	2017-18	Dagnosis and Treatment Camp	Subarnati Central Jail		2		1		3
88	2017-18	Dagnosis and Treatment Camp	Subarnati Central Jail		2		1		3

89	2017-18	Diagnosis and Treatment Camp	Sabarnati Central Jail	2	1	3
90	2017-18	Diagnosis and Treatment Camp	Sabarnati Central Jail	2	1	3
91	2017-18	Diagnosis and Treatment Camp	Sabarnati Central Jail	2	1	3
92	2017-18	Diagnosis and Treatment Camp	Sabarnati Central Jail	2	1	3
93	2017-18	Diagnosis and Treatment Camp	Sabarnati Central Jail	2	1	3
94	2017-18	Diagnosis and Treatment Camp	Sabarnati Central Jail	2	1	3
95	2017-18	Diagnosis and Treatment Camp	Sabarnati Central Jail	2	1	3
96	2017-18	Diagnosis and Treatment Camp	Sabarnati Central Jail	2	1	3
97	2017-18	Diagnosis and Treatment Camp	Sabarnati Central Jail	2	1	3
98	2017-18	Diagnosis and Treatment Camp	Sabarnati Central Jail	2	1	3
99	2017-18	Diagnosis and Treatment Camp	Sabarnati Central Jail	2	1	3
100	2017-18	Diagnosis and Treatment Camp	Sabarnati Central Jail	2	1	3
101	2017-18	Diagnosis and Treatment Camp	Sabarnati Central Jail	2	1	3
102	2017-18	Diagnosis and Treatment Camp	Sabarnati Central Jail	2	1	3
103	2017-18	Diagnosis and Treatment Camp	Sabarnati Central Jail	2	1	3
104	2017-18	Diagnosis and Treatment Camp	Sabarnati Central Jail	2	1	3
105	2017-18	Diagnosis and Treatment Camp	Sabarnati Central Jail	2	1	3
106	2017-18	Diagnosis and Treatment Camp	Sabarnati Central Jail	2	1	3
107	2017-18	Diagnosis and Treatment Camp	Sabarnati Central Jail	2	1	3
108	2017-18	Diagnosis and Treatment Camp	Sabarnati Central Jail	2	1	3
109	2017-18	Diagnosis and Treatment Camp	Sabarnati Central Jail	2	1	3
110	2017-18	Diagnosis and Treatment Camp	Sabarnati Central Jail	2	1	3
111	2017-18	Diagnosis and Treatment Camp	Sabarnati Central Jail	2	1	3
112	2017-18	Diagnosis and Treatment Camp	Sabarnati Central Jail	2	1	3
113	2017-18	Diagnosis and Treatment Camp	Sabarnati Central Jail	2	1	3
114	2017-18	Diagnosis and Treatment Camp	Sabarnati Central Jail	2	1	3
115	2017-18	Diagnosis and Treatment Camp	Sabarnati Central Jail	2	1	3
116	2017-18	Diagnosis and Treatment Camp	Sabarnati Central Jail	2	1	3
117	2017-18	Diagnosis and Treatment Camp	Sabarnati Central Jail	2	1	3
118	2017-18	Diagnosis and Treatment Camp	Sabarnati Central Jail	2	1	3
119	2017-18	Diagnosis and Treatment Camp	Sabarnati Central Jail	2	1	3

120	2017-18	Dagnosis and Treatment Camp	Sabarnati Central Jail	2	1	3	
121	2017-18	Dagnosis and Treatment Camp	Sabarnati Central Jail	2	1	3	
122	2017-18	Dagnosis and Treatment Camp	Sabarnati Central Jail	2	1	3	
123	2017-18	Dagnosis and Treatment Camp	Sabarnati Central Jail	2	1	3	
124	2017-18	Dagnosis and Treatment Camp	Sabarnati Central Jail	2	1	3	
125	2017-18	Dagnosis and Treatment Camp	Sabarnati Central Jail	2	1	3	
126	2017-18	Dagnosis and Treatment Camp	Sabarnati Central Jail	2	1	3	
127	2017-18	Dagnosis and Treatment Camp	Sabarnati Central Jail	2	1	3	
128	2017-18	Dagnosis and Treatment Camp	Sabarnati Central Jail	2	1	3	
129	2017-18	Dagnosis and Treatment Camp	Sabarnati Central Jail	2	1	3	
130	2017-18	Dagnosis and Treatment Camp	Sabarnati Central Jail	2	1	3	
131	2017-18	Dagnosis and Treatment Camp	Sabarnati Central Jail	2	1	3	
132	2017-18	Dagnosis and Treatment Camp	Sabarnati Central Jail	2	1	3	
133	2017-18	Dagnosis and Treatment Camp	Sabarnati Central Jail	2	1	3	
134	2017-18	Dagnosis and Treatment Camp	Sabarnati Central Jail	2	1	3	
135	2017-18	Dagnosis and Treatment Camp	Sabarnati Central Jail	2	1	3	
136	2017-18	Dagnosis and Treatment Camp	Sabarnati Central Jail	2	1	3	
137	2017-18	Dagnosis and Treatment Camp	Sabarnati Central Jail	2	1	3	
138	2017-18	Dagnosis and Treatment Camp	Sabarnati Central Jail	2	1	3	
139	2018-19	Dental Awareness and Treatment Camp	C.N Vidyalaya, Ambawadi	15	4	19	
140	2018-19	Dental Awareness and Treatment Camp	Malharaja Agrasen Vidyalaya, Gurukul	15	4	19	
141	2018-19	Dental Awareness and Treatment Camp	Community Health Center, Chandkheda	2	1	3	
142	2017-18	Dental Awareness and Treatment Camp	Shiyal & Bagodara primary school, Bagodara	15	2	17	
143	2018-19	Dental Awareness and Treatment Camp	Bhuvadi, Ta-Daskroi, Dist- Ahmedabad	3	2	5	
144	2018-19	Dental Awareness and Treatment Camp	Gerita Kolwada, Ta- Vijapur, Dist-Mehsana	3	2	5	
145	2018-19	Dental health education and diagnosis of students	H B Kapadia, Delhi darwaja	14	4	18	
146	2018-19	Dental Awareness and Treatment Camp	Vishwa Vidyalaya, Asarva, Ahmedabad	11	4	15	
147	2018-19	Dental Awareness and Treatment Camp	Gangad primary school, gangad, ahmedabad	13	4	17	
148	2018-19	Dental Awareness and Treatment Camp	ITF, Palaj, Gandhinagar	3	2	5	
149	2018-19	Dental Awareness and Treatment Camp	D. Viramihai Godhanra college, Porbandar	2	1	3	
150	2018-19	Dental Awareness and Treatment Camp	Jusseva Ashram, Moti Chandur, Patan	2	2	4	

151	2018-19	Dental Awareness and Treatment Camp	Old age home, Kutha, Ahmedabad	6	4	10
152	2018-19	Dental Awareness and Treatment Camp	Village-Vara, Sumud	4	2	6
153	2018-19	Dental Awareness and Treatment Camp	Kabhoda, Mah-sara	2	2	4
154	2018-19	Dental Awareness and Treatment Camp	Manav Sadhana, Khamrup, Ahmedabad	18	4	22
155	2018-19	Dental Awareness and Treatment Camp	AMC school no 26, Ambawadi, Ahmedabad	8	2	10
156	2018-19	Dental Awareness and Treatment Camp	Durga Vidyalay, Chandlodiya, Ahmedabad	13	4	17
158	2018-19	Diagnosis and Treatment Camp	Sabarnati Central Jail	2	1	3
159	2018-19	Diagnosis and Treatment Camp	Sabarnati Central Jail	2	1	3
160	2018-19	Diagnosis and Treatment Camp	Sabarnati Central Jail	2	1	3
161	2018-19	Diagnosis and Treatment Camp	Sabarnati Central Jail	2	1	3
162	2018-19	Diagnosis and Treatment Camp	Sabarnati Central Jail	2	1	3
163	2018-19	Diagnosis and Treatment Camp	Sabarnati Central Jail	2	1	3
164	2018-19	Diagnosis and Treatment Camp	Sabarnati Central Jail	2	1	3
165	2018-19	Diagnosis and Treatment Camp	Sabarnati Central Jail	2	1	3
166	2018-19	Diagnosis and Treatment Camp	Sabarnati Central Jail	2	1	3
167	2018-19	Diagnosis and Treatment Camp	Sabarnati Central Jail	2	1	3
168	2018-19	Diagnosis and Treatment Camp	Sabarnati Central Jail	2	1	3
169	2018-19	Diagnosis and Treatment Camp	Sabarnati Central Jail	2	1	3
170	2018-19	Diagnosis and Treatment Camp	Sabarnati Central Jail	2	1	3
171	2018-19	Diagnosis and Treatment Camp	Sabarnati Central Jail	2	1	3
172	2018-19	Diagnosis and Treatment Camp	Sabarnati Central Jail	2	1	3
173	2018-19	Diagnosis and Treatment Camp	Sabarnati Central Jail	2	1	3
174	2018-19	Diagnosis and Treatment Camp	Sabarnati Central Jail	2	1	3
175	2018-19	Diagnosis and Treatment Camp	Sabarnati Central Jail	2	1	3
176	2018-19	Diagnosis and Treatment Camp	Sabarnati Central Jail	2	1	3
177	2018-19	Diagnosis and Treatment Camp	Sabarnati Central Jail	2	1	3
178	2018-19	Diagnosis and Treatment Camp	Sabarnati Central Jail	2	1	3
179	2018-19	Diagnosis and Treatment Camp	Sabarnati Central Jail	2	1	3
180	2018-19	Diagnosis and Treatment Camp	Sabarnati Central Jail	2	1	3
181	2018-19	Diagnosis and Treatment Camp	Sabarnati Central Jail	2	1	3
182	2018-19	Diagnosis and Treatment Camp	Sabarnati Central Jail	2	1	3

183	2018-19	Diagnosis and Treatment Camp	Sabarnati Central Jail	2	1	3
184	2018-19	Diagnosis and Treatment Camp	Sabarnati Central Jail	2	1	3
185	2018-19	Diagnosis and Treatment Camp	Sabarnati Central Jail	2	1	3
186	2018-19	Diagnosis and Treatment Camp	Sabarnati Central Jail	2	1	3
187	2018-19	Diagnosis and Treatment Camp	Sabarnati Central Jail	2	1	3
188	2018-19	Diagnosis and Treatment Camp	Sabarnati Central Jail	2	1	3
189	2018-19	Diagnosis and Treatment Camp	Sabarnati Central Jail	2	1	3
190	2018-19	Diagnosis and Treatment Camp	Sabarnati Central Jail	2	1	3
191	2018-19	Diagnosis and Treatment Camp	Sabarnati Central Jail	2	1	3
192	2018-19	Diagnosis and Treatment Camp	Sabarnati Central Jail	2	1	3
193	2018-19	Diagnosis and Treatment Camp	Sabarnati Central Jail	2	1	3
194	2018-19	Diagnosis and Treatment Camp	Sabarnati Central Jail	2	1	3
195	2018-19	Diagnosis and Treatment Camp	Sabarnati Central Jail	2	1	3
196	2018-19	Diagnosis and Treatment Camp	Sabarnati Central Jail	2	1	3
197	2018-19	Diagnosis and Treatment Camp	Sabarnati Central Jail	2	1	3
198	2018-19	Diagnosis and Treatment Camp	Sabarnati Central Jail	2	1	3
199	2019-20	Dental Awareness and Treatment Camp	Sarvoday Vidyanandir, Bapunagar	12	3	15
200	2019-20	Dental Awareness and Treatment Camp	S B Mahila college, Bhavnagar	3	2	5
201	2019-20	Dental Awareness and Treatment Camp	G M Patel Kanya Vidyalaya, Dhrol, Jamnagar	14	2	16
202	2019-20	Dental Awareness and Treatment Camp	Kubernagar school No 1	15	4	19
203	2019-20	Dental Awareness and Treatment Camp	Saraswati kanya vidyalay, kalikund, Dholka (Aval Ustav)	4	2	6
204	2019-20	Dental health education and diagnosis	St xaviers higher sec school, hansoi, ahmedabad	15	3	18
205	2019-20	Dental Awareness and Treatment Camp	Dr Vrambhai Godhaniya college, Porbandar	2	1	3
206	2019-20	Diagnosis and Treatment Camp	Sabarnati Central Jail	2	1	3
207	2019-20	Diagnosis and Treatment Camp	Sabarnati Central Jail	2	1	3
208	2019-20	Diagnosis and Treatment Camp	Sabarnati Central Jail	2	1	3
209	2019-20	Diagnosis and Treatment Camp	Sabarnati Central Jail	2	1	3
210	2019-20	Diagnosis and Treatment Camp	Sabarnati Central Jail	2	1	3
211	2019-20	Diagnosis and Treatment Camp	Sabarnati Central Jail	2	1	3
212	2019-20	Diagnosis and Treatment Camp	Sabarnati Central Jail	2	1	3

244	2/20-21	Dental Awareness and Treatment Camp	KGN School Kube Nagar, Ahmedabad	22	4	20
245	2/20-21	Dental Awareness and Treatment Camp	RTC, Ahmedabad	2	2	4
246	2/20-21	Dental Awareness and Treatment Camp	HT, Palaj, Gandhinagar	3	2	5
247	2/20-21	Dental Awareness and Treatment Camp	SEWA, Meghvanagar	3	2	5
248	2/20-21	Dental Awareness and Treatment Camp	SEWA, Meghvanagar	4	1	5
249	2020-21	Dental Awareness and Treatment Camp	Bhadi bhaug, mehsana	4	4	8
250	2020-21	Covid Duty	SVP Hospital	25		25
251	2020-21	Dental Awareness and Treatment Camp	Gomtipur police headquarter, Ahmedabad	2		2
252	2020-21	Dental Awareness and Treatment Camp	Gomtipur police headquarter, Ahmedabad	4	1	5
253	2020-21	Dental Awareness and Treatment Camp	Gomtipur police headquarter, Ahmedabad	2		2
254	2020-21	Dental Awareness and Treatment Camp	Gomtipur police headquarter, Ahmedabad	4	1	5
255	2020-21	Dental Awareness and Treatment Camp	Gomtipur police headquarter, Ahmedabad	4	1	5
256	2020-21	Dental Awareness and Treatment Camp	Jahangirpura gujarati shala no.1	15	4	19
257	2020-21	Dental Awareness and Treatment Camp	G.D. Modi Arts college, Palanpur	8	3	11
258	2020-21	Dental Awareness and Treatment Camp	UHC, Rakhyal, Ahmedabad	3	2	5
259	2020-21	Dental Awareness and Treatment Camp	Gomtipur police headquarter, Ahmedabad	4	1	5
260	2020-21	Diagnosis and Treatment Camp	Sabarmati Central Jail	2	1	3
261	2020-21	Diagnosis and Treatment Camp	Sabarmati Central Jail	2	1	3
262	2020-21	Diagnosis and Treatment Camp	Sabarmati Central Jail	2	1	3
263	2020-21	Diagnosis and Treatment Camp	Sabarmati Central Jail	2	1	3
264	2020-21	Diagnosis and Treatment Camp	Sabarmati Central Jail	2	1	3
265	2020-21	Diagnosis and Treatment Camp	Sabarmati Central Jail	2	1	3
266	2020-21	Diagnosis and Treatment Camp	Sabarmati Central Jail	2	1	3
267	2020-21	Diagnosis and Treatment Camp	Sabarmati Central Jail	2	1	3
268	2020-21	Diagnosis and Treatment Camp	Sabarmati Central Jail	2	1	3
269	2020-21	Diagnosis and Treatment Camp	Sabarmati Central Jail	2	1	3
270	2020-21	Diagnosis and Treatment Camp	Sabarmati Central Jail	2	1	3
271	2020-21	Diagnosis and Treatment Camp	Sabarmati Central Jail	2	1	3
272	2020-21	Diagnosis and Treatment Camp	Sabarmati Central Jail	2	1	3
273	2020-21	Diagnosis and Treatment Camp	Sabarmati Central Jail	2	1	3
274	2020-21	Diagnosis and Treatment Camp	Sabarmati Central Jail	2	1	3

275	2020-21	Diagnosis and Treatment Camp	Sabarnati Central Jail	2	1	3	
276	2020-21	Diagnosis and Treatment Camp	Sabarnati Central Jail	2	1	3	
277	2020-21	Diagnosis and Treatment Camp	Sabarnati Central Jail	2	1	3	
278	2020-21	Diagnosis and Treatment Camp	Sabarnati Central Jail	2	1	3	
279	2020-21	Diagnosis and Treatment Camp	Sabarnati Central Jail	2	1	3	
280	2020-21	Diagnosis and Treatment Camp	Sabarnati Central Jail	2	1	3	
281	2020-21	Diagnosis and Treatment Camp	Sabarnati Central Jail	2	1	3	
282	2020-21	Diagnosis and Treatment Camp	Sabarnati Central Jail	2	1	3	
283	2020-21	Diagnosis and Treatment Camp	Sabarnati Central Jail	2	1	3	
284	2020-21	Diagnosis and Treatment Camp	Sabarnati Central Jail	2	1	3	
285	2020-21	Diagnosis and Treatment Camp	Sabarnati Central Jail	2	1	3	
286	2020-21	Diagnosis and Treatment Camp	Sabarnati Central Jail	2	1	3	
287	2020-21	Diagnosis and Treatment Camp	Sabarnati Central Jail	2	1	3	
288	2020-21	Diagnosis and Treatment Camp	Sabarnati Central Jail	2	1	3	
289	2020-21	Diagnosis and Treatment Camp	Sabarnati Central Jail	2	1	3	
290	2020-21	Diagnosis and Treatment Camp	Sabarnati Central Jail	2	1	3	
291	2020-21	Diagnosis and Treatment Camp	Sabarnati Central Jail	2	1	3	
292	2020-21	Diagnosis and Treatment Camp	Sabarnati Central Jail	2	1	3	
293	2020-21	Diagnosis and Treatment Camp	Sabarnati Central Jail	2	1	3	
294	2020-21	Diagnosis and Treatment Camp	Sabarnati Central Jail	2	1	3	
295	2020-21	Diagnosis and Treatment Camp	Sabarnati Central Jail	2	1	3	
296	2020-21	Diagnosis and Treatment Camp	Sabarnati Central Jail	2	1	3	
297	2020-21	Diagnosis and Treatment Camp	Sabarnati Central Jail	2	1	3	
298	2020-21	Diagnosis and Treatment Camp	Sabarnati Central Jail	2	1	3	
299	2020-21	Diagnosis and Treatment Camp	Sabarnati Central Jail	2	1	3	
300	2020-21	Diagnosis and Treatment Camp	Sabarnati Central Jail	2	1	3	

Government Dental College & Hospital

AHMEDABAD-380016.



DEPARTMENT OF ANATOMY



GROSS ANATOMY JOURNAL

Name : Desai Mansi

Year : _____ Batch : _____ Roll No : _____

Contact No. : _____

Government Dental College & Hospital

AHMEDABAD-380016.



। सर्वे सन्तु निरामया ।

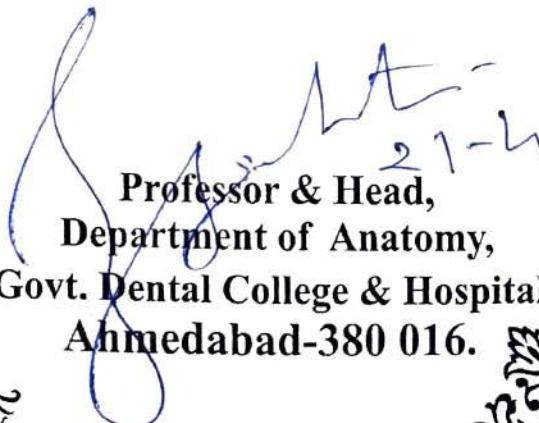
Department of Anatomy

CERTIFICATE

Exam No. : _____

Roll No. : 19

This is to certify that Shri/Kum. Desai Mansi J
has satisfactorily carried out the Experimental work in **Gross Anatomy** as laid down in the regulation of the Gujarat University for the First B.D.S. Examination.


Professor & Head,
Department of Anatomy,
Govt. Dental College & Hospital
Ahmedabad-380 016.

Date : 21-4-2017



DEPARTMENT OF ANATOMY

GOVERNMENT DENTAL COLLEGE & HOSPITAL, AHMEDABAD-16





INDEX

LIST OF DRAWING

Sr. No.	<u>TITLE OF DIAGRAMS</u>	FIGURE PAGE No.	DATE	SIGN.
	<u>GENERAL ANATOMY</u>			
1.	Long Bone Parts, Blood Supply.			
2.	Types of Joints, Typical Synovial Joint.			
3.	Typical Spinal Nerve - with Gray Ramus and White Ramus.			
4.	Muscles Types.			
	<u>UPPER LIMB</u>			
5.	Major Arteries and Veins.			
6.	Cubital Fossa.			
7.	Deltoid Muscle.			
	<u>LOWER LIMB</u>			
8.	Major Arteries, Veins and Nerves.			
9.	Femoral Triangle.			
10.	Gluteal Muscles.			
	<u>THORAX</u>			
11.	Thoracic Cage and Mediastina.			
12.	Heart : External, Internal Features.			
13.	Lungs : Mediastinal Surfaces - Relations, Details of Hila.			

Sr. No.	<u>TITLE OF DIAGRAMS</u>	FIGURE PAGE NO.	DATE	SIGN.
	<u>ABDOMEN</u>			
14.	Anterior Abdominal Wall : Inguinal Canal, Spermatic Cord.			
15.	Stomach.			
16.	Liver.			
17.	Duodenum - Pancreas - Spleen.			
18.	Kidney Gross Section, Ant. and Post Relations.			
19.	Male Reproductive System.			
20.	Female Reproductive System.			
	<u>OSTEOLOGY</u>			
21.	Skull - Norma Frontalis, Lateralis, Basalis.			
22.	Mandible & Maxilla.			
23.	Typical Cervical Vertebra, Atlas, Axis.			
	<u>HEAD AND NECK</u>			
24.	Scalp - Arteries Veins and Nerves.			
25.	Face - Muscles, Arteries, Veins, Nerves.			
26.	Parotid Gland, Relations Intra-Glandular Structures.			
27.	Posterior Triangle of Neck - Boundaries, Contents and Sub-divisions.			
28.	Bracheal Plexus, Formation and Main Branches.			
29.	Anterior Triangle Boundaries and Sub-Divisions.			
30.	Carotid Triangle, Boundaries, Contents.			
31.	Sub-Mandibular Region, Relations of Hyoglossus Muscle.			
32.	Sub-Mandibular Salivary Gland, Relations in T.S.			

Sr. No.	<u>TITLE OF DIAGRAMS</u>	FIGURE PAGE NO.	DATE	SIGN.
33.	Infra-temporal Fossa, Bony walls, Contents			
34.	Maxillary Artery and its Branches.			
35.	T. M. Joint.			
36.	Trigeminal Nerve, Nuclei and Divisions.			
37.	Maxillary Nerve and its Distribution.			
38.	Mandibular Nerve its Branches.			
39.	Facial Nerve, Nuclei, Course & Branches.			
40.	Eyeball, Extra Ocular Muscles, Movements of Eye ball.			
41.	Cranial Cavity, Dura Mater, Folds and Sinuses.			
42.	Sagittal Section of Head & Neck showing : Lateral Wall of Nasal Cavity – Openings Oral Cavity Lips, Palate, Teeth, Tongue, Tonsils, Phstynx, Larynx.			
43.	Tongue, Lymphatic Drainage.			
44.	Soft Palate, Muscles.			
45.	Pharynx Constrictors.			
46.	Larynx, Cartilages, Muscles.			
47.	Thyroid Gland, Relations, Arteries, Veins, Development.			
48.	Carotid System, common, Internal – External with Branches, Internal Jugular vein, IX, X, XI, XII Nerves.			
49.	Circle of Willis.			
50.	External & Internal Jugular Veins with Tributaries.			
51.	Lymphnodes of Head and Neck, Waldeyer's Ring.			
52.	Sagital Section of Brain with Ventricles.			

Sr. No.	<u>TITLE OF DIAGRAMS</u>	FIGURE PAGE No.	DATE	SIGN.
53.	Cerebrum, Major Sulcii, Gyri, Areas.			
54.	Autonomic Nervous System in H & N, Parasympathetic Ganglia, Sympathetic chain of Ganglia in Neck.			
<u>EMBRYOLOGY</u>				
55.	Early Stages of Development.			
56.	Pharyngeal Arches.			
57.	Development of Face, Palate, Tongue, Thyroid Gland.			
58.	Placenta.			

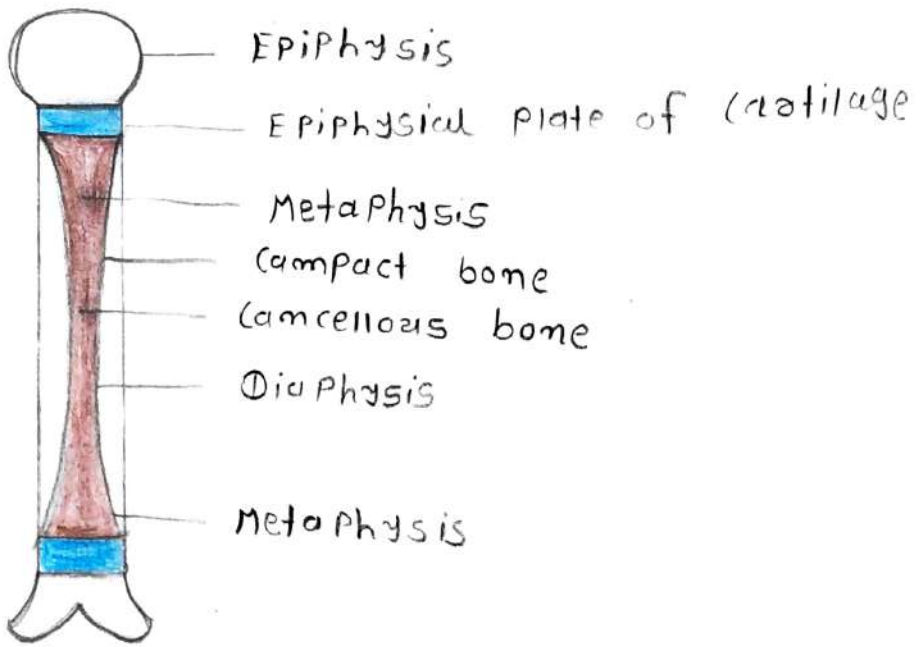
INSTRUCTIONS

1. You may draw more than one Diagrams wherever necessary.
2. Label extensively with Serial Numbers only. Details on Ruled Page.
3. Use lead Pencil to draw and label the structures. No Ball/Ink Pen please.
4. May use -- Red Pencil for Arteries,
Blue Pencil for Veins,
Brown Pencil for Muscles,
Black Pencil for Sensory Nerves,
Yellow Pencil for Motor Nerves,
Write Title on Left Hand Upper Corner of Page.
5. Submit Journals Periodically for Signature as instructed.
6. Preparing Journal is voluntary.

ALWAYS REMEMBER

- Dreams/Wishes are simply desires. Desire with an action plan is a Goal.
- 5 D's of Action plan to achieve Goal are ...
Direction, Discipline, Determination, Dedication & Dead line.
- Set your Goal & try to achieve it.
There is no success without hard work & there is no substitute to hard work too.
- Positive attitude & high character are stepping stones to success.
- Just as carbon determines the quality of steel, character determines the quality of a human being.
- Character is sum total of a person's moral values, beliefs & personality.
- Ability will get to success and character will keep you successful.
- 5 C's to success are ...
Character, Commitment, Conviction, Courtesy & Courage.
- We hear & we forget, we see & we remember, we do & we understand.
- Determination today, Leads to success tomorrow.
- Education is a social process
Education is growth
Education is not a preparation for life,
Education is life itself.





ADULT LONG BONE

